


Transition to Kindergarten -Support resources for the school year-



Domain: Language and Literacy

Component: Listening and Understanding

Standard: 1. Demonstrates understanding when listening



Monday

Simon Says!

Gather children in a whole group. Choose one child to play the role of "Simon". The role of Simon is to instruct the rest of the group on what to do.

The role of the other children is to follow the instructions that Simon Says.

But Simon needs to say: "Simon Says..."
If Simon gives the command without the phrase Simon Says... they should not do the action. If they do the action, they must leave the game.
The trick is to listen carefully!
You can model first, and then give each child a turn to be Simon!



Tuesday

Show and Tell!

Ask children to bring an object from home. Each child will have the opportunity to share their object with the rest of the children. While the child is presenting, make sure the rest of the group is listening carefully.

Invite children to ask questions about the object. Explain what a question is. Give them some examples: "Why did you choose to bring the _____? What do you do with the _____?"
Tell me a story about your _____?"
Make sure you ask the child presenting, to speak in complete sentences.



Wednesday

I Spy Game!

This game may be played with the whole group or in a small group.

A child starts the game by choosing an object in the classroom.

He will say: "I spy something (child gives a clue without naming the object)"

The other children need to guess what the object is.

The child with the object will give the rest of the group additional clues.

Children need to raise their hand to say what they think the object is. Children will practice waiting for one person to speak at a time and listening to others.



Thursday

Time to Sing!

The Hokey Pokey Song!

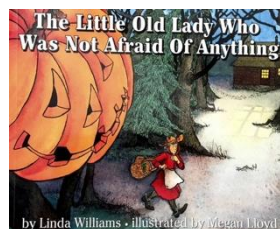
Invite children to stand up and make a circle.

Sing the song, "Hokey Pokey". Children follow the leader's instructions. Advise them to listen carefully to the action requested.

Follow the Leader!

Have children line up and the leader should be in the front of the line.

The rest of the children should line up behind and follow what the leader does as the move and stay in line.



Friday

Spooky Story Time!

Ask children to choose a story from the library corner. Share Halloween spooky stories:

Ask questions that go beyond the story
For example:

"Imagine that....
What do you think is going to happen next?
What would happen if...?
What is happening here?"

What makes you say that?
I wonder if...What do you think?"

YouTube Stories: -The Hokey Pokey Song. - <https://www.youtube.com/watch?v=T6rylLqYV3M>

-The Little Old Lady Who Was Not Afraid of Anything - <https://www.youtube.com/watch?v=2jaEAVxI5Rk>

Transition to Kindergarten -Support resources for the school year-



Domain: Mathematical Thinking

Component: Spatial Relation

Standard: 1. Describes relationships between objects and locations with words and gestures by constructing models to demonstrate an understanding of proximity (besides, next to, between, below, over and under)




Monday

Pumpkin Characters

Divide your classroom in 3 groups, provide each group with a pumpkin, art and craft materials, and recyclable materials to decorate (paper bags, bottle cups, color paper, yarn...)

While they work on their creations ask, "Tell me what is between this and this? What did you put above the pumpkin? What color is that circle next to its mouth?" When they finish decorating, each group must place pumpkins in their favorite spot of the classroom. Encourage them to use spatial words while doing so!!!



Tuesday

Treasure Map

Hide a little Halloween Treat. Draw a simple map of your classroom or the playground using 3 or four stops to help lead your children to a "treasure."

Talk about why each symbol represents a location.

Make them go under, over, and through places to get to the treasure! After you finish the activity encourage them to talk about the experience. Ask questions like: "Where did you go? Did you find it above, under or beside the shelf?"



Wednesday

Decoration Time

Bring to class a couple of baskets with Halloween/Harvest objects. Suggest that the children make objects using recyclables from a previous lesson (using art supplies, toilet paper rolls, bottoms, stems pipes, caps, cotton, plastic plates, cardboard, string...)

Prepare some cards using spatial directions. Each child will take one and follow directions to contribute to the classroom's decoration. You can read the card for them. Examples:
 1. "Put a pumpkin below our Schedule"
 2. "Place a spider next to the bathroom"
 3. "Put a bat above the bookshelf"




Thursday

Cozy Tunnel

Build a fort using cardboard boxes, baskets, hula hoops and furniture from your classroom. Hide a little pumpkin in the tunnel and start singing "Where is pumpkin? Where is pumpkin? Here I am, go THROUGH the tunnel, Here I am! to the tune of Where is Thumbkin?"

Then hide the little pumpkin again and change the last line of the song depending on where the pumpkin is. Children will love going OVER, UNDER, AROUND, and THROUGH obstacles to get to where the pumpkin is.



Friday

Read to the children "**We're Going on a Bear Hunt**" by Michael Rosen. Read it several times and invite the children to join in and sing with you while creating movements to dramatize the different events the family encounter on their bear hunt. Provide a variety of dramatic play props for the children (Dress-up clothing, binoculars, old camera, paper tubes, bags, teddy bears)

Emphasize the use of spatial words in the story (over, under, through).

Ask questions like: "Do you know the meaning of these words? Would you like to draw a bear going OVER, UNDER and THROUGH something? Where would you like to place your bear?"

YouTube story: - We're Going on a Bear Hunt <https://www.youtube.com/watch?v=kl36gMrHJal>

Strategies and Activities based on the Florida Early Learning and Developmental Standards for 4 years old.


Transition to Kindergarten -Support resources for the school year-



Domain: VII. Social Studies

Component: Culture

Standard: 4. Explores cultural attributes by comparing and contrasting different characteristics (e.g., language, literature, music, arts, artifacts, foods, architecture and celebrations)



Monday

- Talk about holidays, celebrations, and special events. Read the book "Let's Celebrate" by Kate Depalma. Ask them open ended questions such as "Why do you like celebrations? What are the celebrations you know? What do you do during celebrations? Do you wear special clothing at celebrations? Like what?"
- After sharing all different type of celebrations, provide a table for children with different materials (construction paper, magazines, colors, markers, scissors...) They can make a collage and draw their favorite kind of celebration. Ask them to tell you about their artistic representation and write their story on paper.



Tuesday

- *Talk about Halloween.* What is this celebration about? How do people celebrate Halloween?
- Invite children in small groups, to create some decorations for the classroom. Provide them with colored paper, cardboard, paint, markers...
- Ask them about their art. Support them if they need some help.
- Talk about their plans for Halloween/Fall/Harvest.
- Decorate your classroom door or special wall with all the children's artistic creations.



Wednesday

- Let's make fun hats for celebrations!!!
- Invite children to use cardboard, paper bags, plastic, or paper cups, to create their own celebration hat. Ask them, "What are you going to celebrate with your hat? Can you describe how you created your hat?"
- Encourage children to make a "pretend party" at the dramatic play area. Support them with additional decorations, invitation cards, etc.



Thursday

- Create your own percussion instruments from recyclables. Use cans and paper rolls; fill them with grains and seeds to make shakers and maracas. Use empty containers and rubber balloons to make tambourines. Make "castanuelas" with cardboard and metal bottle caps.
- Put some music from different countries and talk about what they hear. Ask the children if they recognize any instruments in the music, and discuss the difference between the sounds.
- Talk about the different cultures and how they influence music.



Friday

- Make a Friday celebration by doing a simple, healthy fruit recipe with a Halloween decoration.
- Provide some apples, grapes, bananas, and mandarins. Have mini marshmallows, chocolate morsels, blue berries, cheerios, or other cereal.
- Encourage each child to be a "Chef" and to prepare their own plate of fruit decorations that they will eat!
- You can prepare your own plate and show children a model.
- Talk about how people make attractive plates for celebrations using different themes.
- Show them different books or images of different cultural food celebrations.
- Ask children about the food they eat for different celebrations at home!

You Tube Stories: - Let's Celebrate <https://www.youtube.com/watch?v=dTLNHW3ZqE8>

Strategies and Activities based on the Florida Early Learning and Developmental Standards for 4 years old.