



TEXT-TO-SPEECH TOOL USES AND BENEFITS

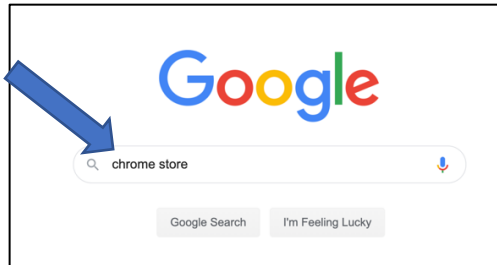
Text-to-Speech software provides an option for content consumption on the go, taking content away from the computer screen and into any environment that's convenient for the user. For those who access content on mobile devices, reading a great deal of content on a small screen is not always easy.

While text-to-speech systems offer benefits for all users, some specific groups of students can benefit more than others:

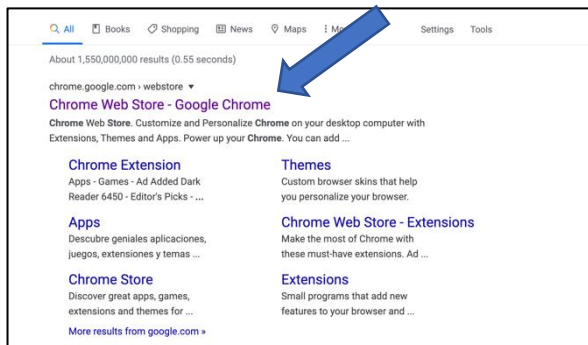
- **Students with visual impairments** who struggle with written content can use text-to-speech as a very useful learning tool.
- **Students with learning disabilities** who have difficulty reading large amounts of text due to dyslexia or other problems can use text-to-speech to experience web site content.
- **Students who have literacy challenges** and often get frustrated reading long passages can use text-to-speech technology to understand information in a way that makes content easier to retain.
- **Students who are learning a second language** and have difficulty with class and homework assignments can use text-to-speech software doing the work is much easier.

TEXT TO SPEECH INSTRUCTIONS

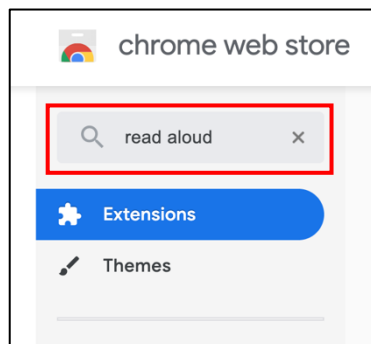
Step 1: Visit www.google.com and type in “Chrome Store” in the search bar. “Google Search.”



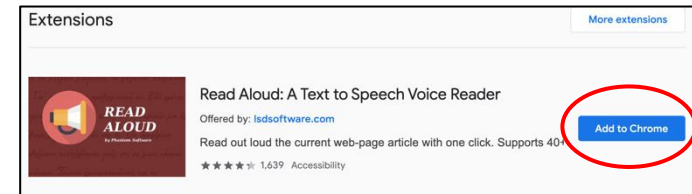
Step 2: Click on “Chrome Web Store”



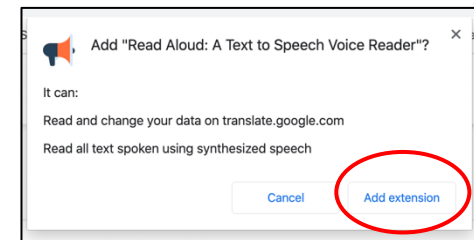
Step 3: Type the words “read aloud” in the search bar and hit “Enter”.



Step 4: Click on “Add to Chrome” located right next to the “Read Click Aloud” extension.



Step 5: When the text box below appears, click “Add Extension”



Step 6: The “Read Aloud” extension will now appear on the right hand side of your browser. Click on the megaphone. A box with highlighted words will appear. Click play.

