



Miami-Dade County Public Schools

Review of Charter Schools

2020-21

August 2021

**Principal Evaluator/Author:
Steven M. Urdegar, M.B.A., Ph.D.**

**ASSESSMENT, RESEARCH AND DATA ANALYSIS
1450 Northeast Second Avenue
Miami, Florida 33132**

*Sally A. Shay, Ph.D.,
District Director*

THE SCHOOL BOARD OF MIAMI-DADE COUNTY, FLORIDA

Ms. Perla Tabares Hantman, Chair
Dr. Steve Gallon III, Vice Chair
Ms. Lucia Baez-Geller
Dr. Dorothy Bendross-Mindingall
Ms. Christi Fraga
Dr. Lubby Navarro
Dr. Marta Pérez
Ms. Mari Tere Rojas
Ms. Luisa Santos

Ms. Cori'Anna White, Student Advisor

Mr. Alberto M. Carvalho
Superintendent of Schools



Gisela Feild
Administrative Director
Assessment, Research, and Data Analysis

TABLE OF CONTENTS

Executive Summary	iv
Introduction.....	1
Methodology	2
Design	3
Population and Sampling	3
Instrumentation	3
Data Analyses	4
Results.....	5
Discussion.....	14
References.....	15
Appendix A: Individual Charter School Results	18
Appendix B: List of Charter Schools that did not Meet the Evaluation Inclusion Criteria	35

LIST OF TABLES

Table 1:	Achievement Test Administration by Grade.....	4
Table 2:	Results of a Meta-Analytic Comparison of the Performance of Students in Charter Schools with Matched Comparisons in Traditional Schools.....	6
Table A1:	Individual Charter School Results	18
Table B1:	List of Charter Schools that did not Meet the Evaluation Inclusion Criteria.....	34

LIST OF FIGURES

Figure 1:	Number of charter schools that operated in the district, 2001-02 to 2020-21	1
Figure 2:	Number of students enrolled in traditional and charter schools in the district, 2001-02 to 2020-21	2
Figure 3:	Reading/English Language Arts error-bar plot of the charter schools with names beginning in "A-L"	10
Figure 4:	Reading/English Language Arts error-bar plot of the charter schools with names beginning in "M-Z"	11
Figure 5:	Mathematics error-bar plot of the charter schools with names beginning in "A-L"	12
Figure 6:	Mathematics error-bar plot of the charter schools with names beginning in "M-Z"	13

EXECUTIVE SUMMARY

An annual review of all charter schools in Miami-Dade County Public Schools (M-DCPS) was conducted pursuant to the requirements of School Board Policy 9800, *Charter Schools*. The academic achievement of students attending the various charter schools was compared with that of students attending traditional schools in M-DCPS.

Comparison groups of students not attending charter schools were identified for each charter school in Reading/English Language Arts and Mathematics. The analysis considered students' initial subject area knowledge and compared demographically similar students. Impact scores for each student were produced using estimates of the effects of demographics and initial achievement on students' post-test scores, which were aggregated and then converted into effect sizes to allow for direct comparison across grade levels. The effect sizes in each subject area were then summarized and the dispersion within them was used to gauge the statistical significance of differences between the charter schools and the traditional school comparison group.

The Reading/English Language Arts and Mathematics scores of the students in Grades 2 – 10 who attended the 139 charter schools that operated in M-DCPS in 2020-21 were analyzed. Grade-level comparisons of the groups' impact (observed minus predicted) scores conducted at each grade resulted in 492 comparisons in Reading/English Language Arts at 125 schools and 546 comparisons in Mathematics at 125 schools. The results of the comparisons were then combined to produce separate school-level summaries for each subject area.

- In Reading/English Language Arts, 87.2% of the charter schools had results that were not significantly different from the traditional school comparison group, while 5.6% had results that were significantly lower, and 7.2% had results that were significantly higher.
- In Mathematics, 80.0% of the charter schools had results that were not significantly different than the traditional school comparison group, while 9.6% had results that were significantly lower, and 10.4% had results that were significantly higher.

Of the 125 charter schools with complete data, 2.4% had results that were significantly lower than the traditional school comparison group in both subject areas, while 4.0% of those schools had results that were significantly higher in both.

The findings indicated that the vast majority of the charter schools performed no differently from the comparison group in each subject area. Where significant differences were found, both subject areas slightly favored the charter schools.

INTRODUCTION

This report is produced to satisfy the requirements of School Board Policy 9800, *Charter Schools*, which calls for an annual review of all charter schools sponsored by the Miami-Dade County Public Schools. Each charter school is required to prepare and submit an annual report documenting their school's accomplishments. In addition to issues of compliance, the policy also calls for annual assessments of the effectiveness of individual charter schools and the program as a whole.

Charter schools, which are the most popular choice option for students, receive public funding and operate under the auspices of the public schools, but are managed privately and supply their own facilities (Kennedy, 2007). The number of charter schools that operate within the district has begun to level off in the last six years, after 12 years of increases, but has continued to draw an increasingly larger share of the district's students. Figure 1 compares the number of charter schools that operated within the district from 2001-02 to 2020-21.

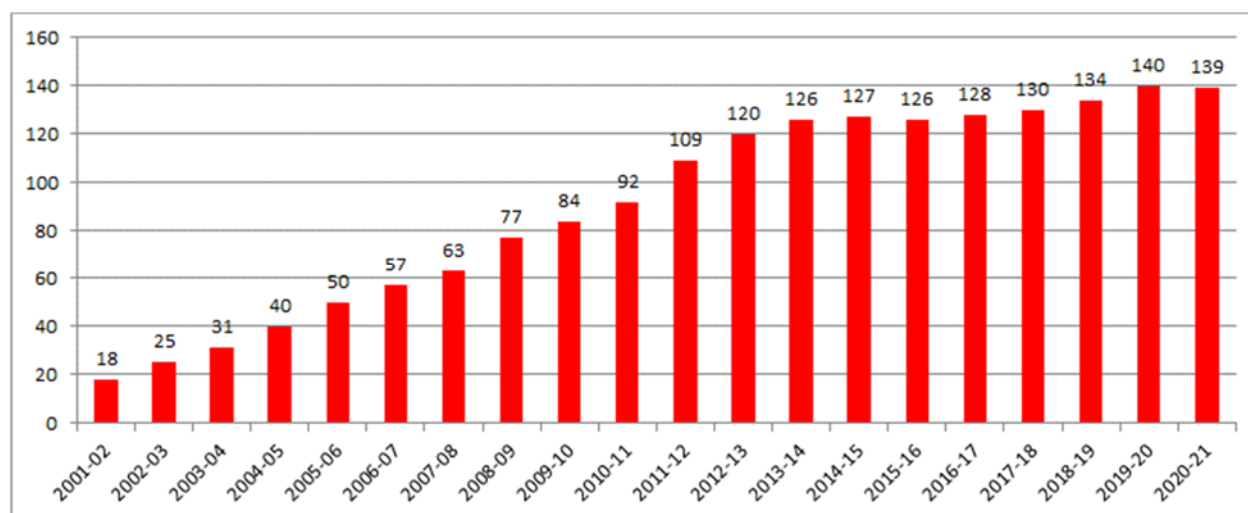


Figure 1. Number of charter schools¹ that operated in the district, 2001-02 to 2020-21

Figure 1 shows that the number of charter schools has increased nearly eight-fold over the last 20 years. Figure 2 shows student enrollment at the traditional (green) and charter schools (red) that operated within the district from 2001-02 to 2020-21.

¹ Includes alternative and virtual.

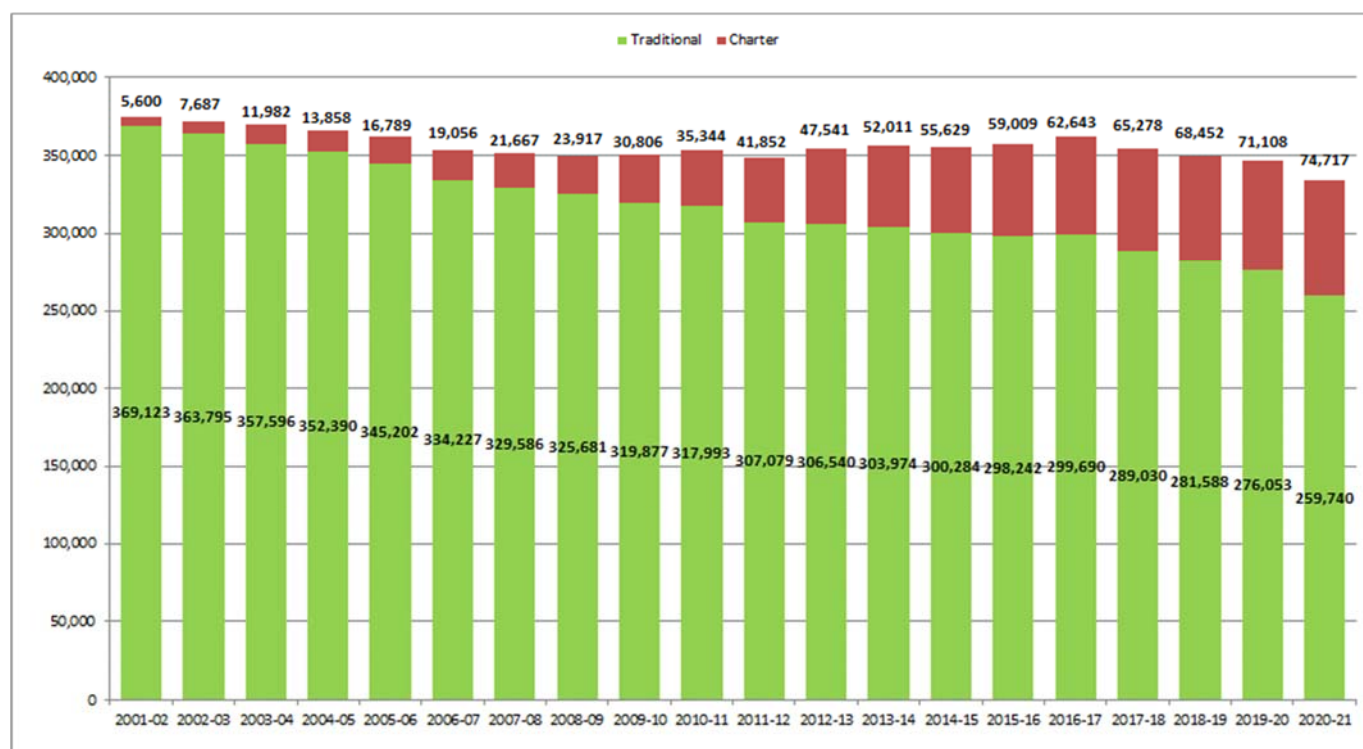


Figure 2. Number of students enrolled in traditional and charter schools in the district, 2001-02 to 2020-21

Figure 2 shows that during the same time period, student enrollment at charter schools has increased more than thirteen-fold, while traditional school enrollment has decreased by nearly more than one-fourth. Nearly two in nine of the district's students attended charter schools during 2020-21.

METHODOLOGY

The report describes the results of academic performance analyses that were used to compare the achievement of students attending charter schools with that of students attending traditional public schools in M-DCPS. The results are presented in a table, which summarizes the differences in performance between students who attend charter schools and their counterparts who attend traditional M-DCPS schools.

The methodology used (a) incorporates all comparisons with a sufficient number of cases, regardless of their significance; (b) accounts for the magnitude and sign of comparisons, rather than tabulate positive and negative ones; (c) utilizes optimized balance matching; and (d) incorporates geographic location.

Design

A non-equivalent control group quasi-experimental design (Campbell & Stanley, 1963) was used to compare the performance of students who attended the charter schools with those of a comparison group of students who attended traditional public schools. The groups are considered to be non-equivalent because the participants were not randomly assigned to the groups, as would be the case in a true experiment (Campbell & Stanley).

Population and Sampling

The population for this study consisted of students in Grades 2 through 10 who were enrolled in the same school during the October 2020 and February 2021 student counts to ensure that exposure to the educational programs in their school was sufficient to have impacted their achievement. It should be noted that this evaluation was impacted by the COVID-19 pandemic in several ways. First, no statewide or district testing was carried out in spring 2020, so pre-tests considered in the analyses were from spring 2019, two years prior to the 2020-21 academic year. Also, due to the pandemic, students may have attended via alternative delivery models: virtually, in-person, or “other,” usually a hybrid of the two.

Comparison groups for each subject area were selected for the students who attended the charter schools and had valid pre-test (2019)² and post-test (2021) scores in Reading/English Language Arts and Mathematics. The comparison groups were defined by matching each charter school student to a non-charter school student in the district, based on their delivery model³, pre-test scores, individual-level and school-level demographic variables, and geographic location. Student-level variables included grade, gender, ethnic group, Free/Reduced Price Lunch status, English language learner status, Exceptional Student Education status, and over age for grade status. School-level variables included the percentages of the school’s students who were eligible for the Free/Reduced Price Lunch program; Black; White/Other; proficient in Reading/English Language Arts⁴; and school geographic location in Cartesian coordinates. Only students who had complete demographic data and had pre- and post-test scores at grade levels two years apart and remained in the same delivery model during October and February of the 2020-21 school year were included in the analysis.

Instrumentation

The results of four different achievement measures were used in this analysis: (a) the Stanford Achievement Test, Tenth Edition (SAT-10), (b) the Florida Standards Assessment (FSA), (c) the Algebra 1 End-of-Course Test, and (d) the Geometry End-of Course Test.

² Due to the Coronavirus shutdown, spring statewide assessments were not administered during the 2019-20 school year, so tests administered in spring 2019 were used as pretests.

³ Instruction during 2020-21 was provided through three delivery models: 1 (physical), 2 (online), and 3 (other). For purposes of this evaluation, students in delivery model 3 in charter schools were paired with the online model in traditional schools.

⁴ Proficient is defined, for the purposes of this analysis, as the percentage of the schools’ students with pre-test (2019) scores on the SAT-10 and levels 3 and above on the FSA/ELA.

The SAT-10 is a standardized norm-referenced test designed to measure students' performance in comparison to a national normative sample. Students' performance is measured in scale scores that are equal units of achievement that vertically align across grades, are amenable to mathematical manipulation, and are specifically designed to compare individuals and groups. The SAT-10 is administered locally to all students in grades K-2 during the spring of each school year. The FSA in English/Language Arts (ELA) and Mathematics is the primary accountability measure used by the state of Florida. It is a criterion referenced test designed to measure students' mastery of the state's Florida Standards, in which student performance is measured in scaled scores and reported in achievement levels that range from 1 (low) to 5 (high). The FSA is administered statewide, in ELA to Grades 3 through 10, and in Mathematics to Grades 3-8, during the spring of each school year. An achievement level of 3 or higher constitutes the statewide standard for proficiency. The Algebra 1 and Geometry EOC exams are computer-based subject area tests that measure students' mastery of the Florida Standards in Algebra 1 and Geometry, respectively or equivalent courses. Results are measured in scaled scores and reported in achievement levels that range from 1 (low) to 5 (high). An achievement level of 3 or higher constitutes the statewide standard for proficiency. Table 1 separately lists for each grade (2021), the pretest (2019) and posttest (2021) for Reading/English Language Arts and Mathematics of the students included in this analysis.

Table 1
Achievement Test Administration by Grade

Grade (2021)	Reading/English Language Arts		Mathematics	
	Pre-test (2019)	Post-test (2021)	Pre-test (2019)	Post-test (2021)
2	SAT-10	SAT-10	SAT-10	SAT-10
3	SAT-10	FSA/ELA	SAT-10	FSA/MATH
4	SAT-10	FSA/ELA	SAT-10	FSA/MATH
5	FSA/ELA	FSA/ELA	FSA/MATH	FSA/MATH
6	FSA/ELA	FSA/ELA	FSA/MATH	FSA/MATH
7	FSA/ELA	FSA/ELA	FSA/MATH	FSA/MATH
8	FSA/ELA	FSA/ELA	FSA/MATH	FSA/MATH
8 ^a	FSA/ELA	FSA/ELA	FSA/MATH	Algebra 1 EOC
9 ^a	FSA/ELA	FSA/ELA	FSA/MATH	Algebra 1 EOC
9 ^b	FSA/ELA	FSA/ELA	FSA/MATH	Geometry EOC
10 ^b	FSA/ELA	FSA/ELA	FSA/MATH	Geometry EOC

Note. The achievement tests listed above were administered to students during spring of the years indicated. Grades followed by superscripts are used to identify groups of students who participated in End-of-Course mathematics assessments when more than one statewide mathematics assessment was administered.

^aAlgebra 1. ^bGeometry.

Data Analyses

Stepwise regression analyses conducted separately in Reading/English Language Arts and Mathematics for each grade within each matched charter/traditional school group were used to estimate the effects of each student's demographic characteristics and baseline achievement on their posttest scores, and to create "expected scores" that represented the posttest scores they were

predicted to attain. An "impact score" equal to the difference between each student's post-test and their expected score was then produced for each student that represents the amount of achievement that was attained over and above what was expected.

First, the differences in the groups' mean impact scores were converted into standardized d effect size statistics, Cohen (1992), in order to provide measures of practical significance, and to make the differences comparable from grade to grade. Then, for each subject area, the results for each charter school were summarized by computing a school-level (i.e., weighted average) effect size and CI that represented all the grade-level comparisons within that school. The weights are based on the variability of the scores within each individual grade-level comparison. Finally, confidence intervals (CI), which indicate the range of values within which the true value of each effect size is expected to lie, were computed for each effect-size estimate.

RESULTS

Of the 139 charter schools that operated in the district during the 2020-21 school year, all served one or more of the tested grades. Of the 46,189 students that attended those schools in October and February of 2020-21, the inclusion criteria of ten students per group was met in Reading/English Language Arts by 77.1% (35,623) at 125 schools and in Mathematics by 67.3% (31,072) of the students at 125 schools. The relatively low inclusion rates, in comparison to prior years' evaluations,⁵ are likely caused by two factors: (a) the two-year time lag between the pre- and post-test data due to the suspension of statewide testing during 2020, and (b) the additional inclusion requirement that students remain in the same delivery model during October and February.

Grade-level comparisons of the groups' impact scores meeting the inclusion criteria resulted in 492 comparisons in Reading/English Language Arts and 546 comparisons in Mathematics. A total of 92.3% of the Reading/English Language Arts comparisons and 88.3% of the Mathematics comparisons were not statistically significant, indicating that in the vast majority of the cases, the grade-level performance of students within the charter schools did not significantly differ from that of the similar students drawn from the traditional schools. As the grade-level comparisons were not independent, but were grouped within specific charter schools, separate meta-analytic techniques conducted in Reading/English Language Arts and Mathematics were used to combine the grade-level results for each charter school into summary statistics. Each grade-level comparison was converted to an effect size estimate for which a 95% confidence interval (CI) was computed. The CI gives the range of values within which the true effect size is expected to lie. Then, the results for each charter school were summarized by computing a school-level weighted-average effect size and CI that represented all the grade-level comparisons within that school. The weights are based on the variability of the scores within each individual grade-level comparison. The signs of each CI's upper and lower limits indicate how the charter school's performance compared with that of the traditional school comparison group in each subject area. CIs that do not cross zero have upper and lower limits with the same sign. If both signs are positive (light-shaded green), the charter school's performance exceeds that of the comparison group. If both signs are negative (dark-shaded orange), the charter school's performance trails the comparison group. Signs that differ indicate that the charter school's performance does not significantly differ from that of the comparison group.

⁵ Urdegar (2018, 2019).

Table 2 presents a summary of the findings and lists for each charter school the total number of grade/test comparisons made, the total number of students in the analysis (charter and traditional), and a "grand" (school-level) effect-size of the group difference and the upper and lower limits of its 95% CI.

Detailed results for each of the 125 charter schools that met the criteria for inclusion in the data analyses can be found in Appendix A and accessed in a searchable spreadsheet [HERE](#). A list of the 14 schools that did not meet the inclusion criteria at any grade and subject area may be found in Appendix B.

Table 2
Results of a Meta-Analytic Comparison of the Performance of Students Attending Charter Schools with Matched Comparisons Attending Traditional Schools

School (Work Location)	Reading/English Language Arts					Mathematics				
	Grades/ Tests	Total Students	Grand Effect Size/ Confidence Interval			Grades /Tests	Total Students	Grand Effect Size/ Confidence Interval		
			d _{lower}	d	d _{upper}			d _{lower}	d	d _{upper}
Academir Charter School Middle -- (6082)	3	440	-0.10	0.08	0.27	4	314	0.05	0.27	0.50
Academir Charter School Preparatory -- (1015)	6	860	0.10	0.23	0.37	6	854	0.00	0.13	0.27
Academir Charter School West -- (0410)	4	452	-0.10	0.09	0.27	4	452	-0.27	-0.08	0.10
Academir Preparatory Academy -- (2002)	4	428	-0.39	-0.20	-0.01	4	426	-0.53	-0.34	-0.14
Academy for International Education Charter -- (5044)	4	366	-0.26	-0.06	0.15	4	364	-0.18	0.03	0.23
Academy International Education Upper -- (6093)	5	640	-0.06	0.10	0.25	7	530	-0.01	0.17	0.34
Alpha Charter of Excellence -- (5410)	4	308	-0.04	0.18	0.41	4	310	-0.01	0.21	0.43
Archimedean Academy -- (0510)	4	688	-0.22	-0.07	0.08	4	686	-0.09	0.06	0.21
Archimedean Conservatory -- (6006)	3	534	0.11	0.28	0.45	2	202	-0.27	0.01	0.29
Archimedean Upper Conservatory Charter -- (7265)	2	322	-0.17	0.05	0.27	1	50	-0.64	-0.08	0.47
Aventura City of Excellence -- (0950)	7	1,296	-0.09	0.02	0.13	8	1,082	-0.11	0.01	0.13
Beacon College Preparatory -- (4002)	4	310	-0.15	0.07	0.30	4	304	-0.03	0.20	0.43
Beacon College Preparatory Middle -- (6034)	3	274	-0.43	-0.19	0.05	3	226	-0.35	-0.09	0.17
Ben Gamla Charter School -- (5022)	6	208	-0.17	0.10	0.37	6	204	-0.21	0.07	0.34
Bridgeprep Academy Greater Miami -- (2013)	4	368	-0.11	0.09	0.30	4	366	-0.15	0.05	0.26
Bridgeprep Academy Interamerican -- (5020)	4	166	0.58	0.91	1.23	4	166	0.00	0.30	0.61
Bridgeprep Academy of North Miami Beach -- (4050)	7	562	-0.12	0.05	0.22	7	560	-0.20	-0.04	0.13
Bridgeprep Academy South -- (2003)	7	526	-0.24	-0.07	0.10	8	528	-0.24	-0.07	0.10
Bridgeprep Academy Village Green -- (3034)	9	1,186	-0.24	-0.12	-0.01	10	1,146	-0.28	-0.16	-0.04
Charter High Americas -- (7144)	1	32	-0.63	0.06	0.75	1	20	-1.64	-0.73	0.18
Charter High School of the Americas -- (7080)	2	160	-0.22	0.09	0.40	2	92	-0.39	0.02	0.43
Charter School at Waterstone -- (1010)	4	758	-0.28	-0.13	0.01	4	752	-0.22	-0.08	0.06
City of Hialeah Education Academy -- (7262)	5	794	-0.12	0.02	0.16	7	628	-0.07	0.08	0.24
Coral Reef Montessori Academy Charter -- (0070)	7	610	-0.12	0.04	0.20	8	570	-0.09	0.08	0.24
Doctors Charter Miami Shores -- (6040)	5	664	-0.12	0.03	0.18	7	576	0.02	0.19	0.35
Don Soffer Aventura High School -- (7026)	2	526	-0.14	0.03	0.21	3	244	-0.09	0.17	0.42
Doral Academy -- (3030)	4	1,170	-0.02	0.09	0.21	4	1,166	0.02	0.13	0.25
Doral Academy Charter Middle -- (6030)	3	2,284	0.03	0.11	0.19	4	2,122	0.04	0.13	0.21
Doral Academy High School -- (7020)	2	1,656	-0.13	-0.03	0.07	3	1,084	0.03	0.15	0.27
Doral Academy of Technology -- (3029)	3	500	0.07	0.24	0.42	4	296	-0.24	-0.01	0.22
Doral International Academy -- (3026)	7	846	-0.19	-0.05	0.08	7	806	-0.19	-0.05	0.09
Doral Performing Arts Academy -- (7009)	2	358	-0.30	-0.09	0.12	3	198	-0.09	0.19	0.47
Downtown Doral Charter Elementary -- (3002)	4	344	-0.05	0.17	0.38	4	344	-0.12	0.09	0.30
Downtown Doral Charter Upper -- (7044)	5	730	-0.16	-0.02	0.13	6	404	-0.08	0.12	0.31
Downtown Miami Charter School -- (3600)	4	524	0.10	0.27	0.45	4	520	0.07	0.25	0.42

(table continues)

Table 2, continued

School (Work Location)	Reading/English Language Arts					Mathematics				
	Grades/ Tests	Total Students	Grand Effect Size/ Confidence Interval			Grades /Tests	Total Students	Grand Effect Size/ Confidence Interval		
			d _{lower}	d	d _{upper}			d _{lower}	d	d _{upper}
Everglades Preparatory Academy -- (5006)	3	648	-0.22	-0.07	0.09	4	642	-0.24	-0.08	0.07
Everglades Preparatory Academy High -- (7060)	2	402	-0.10	0.09	0.29	3	320	-0.49	-0.27	-0.05
Excelsior Charter Academy -- (5032)	7	316	-0.13	0.09	0.31	8	310	-0.03	0.19	0.41
Excelsior Language Academy K-8 -- (5029)	6	228	-0.32	-0.06	0.20	6	196	-0.31	-0.03	0.25
Gibson Charter School -- (2060)	4	130	-0.65	-0.30	0.05	4	132	-0.40	-0.05	0.29
Hive Preparatory School -- (1014)	7	854	0.16	0.29	0.43	8	854	0.07	0.21	0.35
Imater Academy -- (5384)	4	622	0.00	0.16	0.32	4	622	-0.11	0.04	0.20
Imater Academy Middle School -- (6014)	3	1,176	-0.09	0.03	0.14	4	1,028	-0.06	0.06	0.19
Imater Preparatory Academy High -- (7090)	2	800	-0.20	-0.06	0.08	3	494	-0.48	-0.30	-0.13
International Studies Charter Middle -- (6045)	3	424	-0.16	0.03	0.22	4	244	-0.07	0.18	0.44
International Studies Charter Senior -- (7007)	2	302	-0.30	-0.08	0.15	3	140	-0.25	0.08	0.41
Isaac Academy K-8 -- (2004)	4	222	-0.21	0.05	0.32	4	220	-0.21	0.05	0.32
Just Arts and Management Charter -- (6083)	3	396	0.20	0.40	0.60	4	312	0.15	0.38	0.60
Keys Gate Charter High School -- (7050)	2	478	-0.08	0.10	0.28	3	352	-0.26	-0.05	0.16
Keys Gate Charter School -- (3610)	6	1,604	-0.19	-0.09	0.01	7	1,400	-0.18	-0.07	0.03
Kipp Miami-Liberty City -- (2332)	5	452	-0.18	0.00	0.19	5	442	-0.24	-0.05	0.13
Lincoln-Marti Charter Hialeah -- (5007)	9	346	-0.33	-0.12	0.09	8	270	-0.32	-0.08	0.16
Lincoln-Marti Charter International Campus -- (5043)	7	276	-0.19	0.05	0.29	6	250	-0.18	0.07	0.32
Lincoln-Marti Charter Little Havana -- (5025)	7	634	-0.14	0.01	0.17	8	642	0.00	0.15	0.31
Mater Academy -- (0100)	4	1,464	-0.12	-0.01	0.09	4	1,462	-0.21	-0.11	-0.01
Mater Academy at Mount Sinai -- (5054)	2	42	-0.37	0.24	0.84	2	42	-0.03	0.59	1.21
Mater Academy Bay Elementary -- (4010)	4	274	-0.31	-0.07	0.17	4	274	0.02	0.26	0.50
Mater Academy Bay Middle -- (6032)	3	246	-0.31	-0.06	0.20	4	212	-0.05	0.22	0.49
Mater Academy Charter High -- (7160)	2	1,328	-0.19	-0.09	0.02	3	796	-0.38	-0.24	-0.10
Mater Academy Charter Middle -- (6012)	3	1,988	-0.07	0.01	0.10	4	1,690	-0.01	0.09	0.18
Mater Academy East Charter -- (3100)	4	470	-0.21	-0.03	0.15	4	464	-0.01	0.17	0.36
Mater Academy East High School -- (7037)	2	102	-0.34	0.05	0.44	3	90	-0.58	-0.16	0.25
Mater Academy East Middle -- (6009)	3	294	-0.12	0.11	0.33	4	294	-0.09	0.14	0.36
Mater Academy Lakes High School -- (7018)	2	944	-0.22	-0.09	0.04	3	618	-0.15	0.01	0.17
Mater Academy Lakes Middle -- (6033)	3	1,354	-0.22	-0.11	0.00	4	1,088	-0.22	-0.10	0.02
Mater Academy Miami Beach -- (5047)	7	590	-0.17	-0.01	0.15	7	576	-0.28	-0.12	0.05
Mater Academy of International Studies -- (1017)	4	478	-0.22	-0.04	0.14	4	480	-0.36	-0.18	0.00
Mater Gardens Academy -- (0312)	4	660	-0.31	-0.16	0.00	4	666	-0.30	-0.14	0.01
Mater Grove Academy -- (5045)	7	1,338	-0.10	0.00	0.11	8	1,330	-0.05	0.06	0.17
Mater High School -- (7120)	1	38	-0.04	0.61	1.26	1	28	-1.31	-0.55	0.20
Mater International Academy -- (3000)	4	184	-0.23	0.07	0.36	4	184	-0.39	-0.10	0.19
Mater International Preparatory -- (6047)	3	368	-0.15	0.05	0.26	4	372	-0.11	0.10	0.30
Mater Performing Arts Academy -- (7014)	2	288	-0.27	-0.04	0.20	3	108	-0.51	-0.13	0.24
Mater Preparatory Academy -- (3003)	4	200	-0.59	-0.31	-0.03	4	198	-0.68	-0.40	-0.12
Miami Arts Charter -- (7059)	5	1,006	-0.21	-0.08	0.04	6	792	-0.28	-0.14	0.00
Miami Children's Museum -- (4000)	4	342	-0.21	0.00	0.22	4	342	-0.07	0.14	0.35
Miami Community Charter High School -- (7058)	2	142	-0.48	-0.15	0.18	2	66	-0.70	-0.21	0.27
Miami Community Charter Middle -- (6048)	3	384	-0.24	-0.04	0.16	4	308	-0.14	0.08	0.31
Miami Community Charter School -- (0102)	4	400	-0.34	-0.15	0.05	4	406	-0.25	-0.06	0.14
Palm Glades Preparatory Academy -- (3032)	3	426	-0.27	-0.08	0.11	4	386	-0.29	-0.09	0.11
Palm Glades Preparatory High School -- (7032)	2	256	-0.33	-0.09	0.16	2	208	-0.35	-0.07	0.20
Phoenix Academy Of Excellence -- (6099)	1	22	-1.08	-0.24	0.60	1	26	-0.62	0.15	0.92
Pinecrest Academy Charter High -- (7053)	2	432	-0.29	-0.10	0.09	3	238	-0.21	0.04	0.30
Pinecrest Academy Charter Middle -- (6022)	3	666	-0.27	-0.12	0.04	4	554	-0.33	-0.16	0.01

(table continues)

Table 2, continued

School (Work Location)	Reading/English Language Arts					Mathematics				
	Grades/ Tests	Total Students	Grand Effect Size/ Confidence Interval			Grades /Tests	Total Students	Grand Effect Size/ Confidence Interval		
			d _{lower}	d	d _{upper}			d _{lower}	d	d _{upper}
Pinecrest Academy School -- (5048)	2	248	-0.23	0.02	0.27	2	248	-0.41	-0.16	0.09
Pinecrest Academy South Campus -- (0342)	4	728	-0.07	0.08	0.22	4	724	-0.23	-0.08	0.06
Pinecrest Cove Academy -- (5049)	7	1,284	-0.07	0.04	0.15	8	1,286	-0.18	-0.07	0.04
Pinecrest Glades Academy -- (2031)	4	856	-0.15	-0.02	0.12	4	876	-0.02	0.11	0.24
Pinecrest Glades Preparatory Academy -- (7027)	5	1,144	-0.11	0.01	0.13	6	724	-0.15	0.00	0.15
Pinecrest North Preparatory -- (5004)	7	994	-0.09	0.04	0.16	7	992	-0.07	0.06	0.18
Pinecrest Preparatory Academy -- (0600)	4	586	-0.27	-0.11	0.05	4	588	-0.26	-0.10	0.06
Renaissance Elementary Charter -- (0400)	3	712	-0.04	0.11	0.26	3	710	-0.17	-0.03	0.12
Renaissance Middle Charter -- (6028)	3	484	-0.41	-0.23	-0.05	4	390	-0.38	-0.18	0.02
SLAM Academy High School -- (7108)	2	210	-0.21	0.06	0.33	2	82	-0.60	-0.17	0.27
Somerset Acad Middle (South Miami) -- (6053)	3	156	-0.06	0.25	0.57	3	154	-0.32	-0.01	0.31
Somerset Academy -- (0520)	4	824	-0.17	-0.04	0.10	4	824	-0.15	-0.01	0.13
Somerset Academy (Silver Palms) -- (0332)	7	2,364	-0.06	0.02	0.10	8	2,234	-0.09	0.00	0.08
Somerset Academy at Silver Palms -- (4012)	4	394	-0.22	-0.02	0.18	4	392	-0.12	0.08	0.28
Somerset Academy Bay -- (5062)	4	424	-0.26	-0.07	0.12	4	424	-0.06	0.13	0.33
Somerset Academy Bay Middle -- (6128)	3	416	-0.13	0.06	0.26	3	416	-0.15	0.04	0.23
Somerset Academy Charter Elementary -- (0339)	4	618	0.06	0.22	0.38	4	620	0.33	0.49	0.65
Somerset Academy Charter High -- (7042)	2	620	-0.05	0.11	0.27	3	478	0.07	0.25	0.43
Somerset Academy Elementary -- (2007)	3	170	-0.45	-0.15	0.15	3	170	-0.46	-0.16	0.14
Somerset Academy High South (Homestead) -- (7034)	2	412	-0.12	0.07	0.27	3	302	-0.19	0.03	0.26
Somerset Academy Kendall -- (4037)	4	144	-0.47	-0.14	0.19	4	144	-0.13	0.20	0.53
Somerset Academy Middle -- (6004)	3	416	-0.21	-0.02	0.17	4	344	-0.12	0.09	0.30
Somerset Academy Middle South -- (6013)	3	876	-0.12	0.01	0.15	4	724	-0.11	0.04	0.18
Somerset Academy Sunset Middle -- (6046)	3	194	-0.13	0.16	0.44	3	150	0.02	0.34	0.67
Somerset Arts Academy -- (2012)	4	202	-0.12	0.16	0.43	4	200	-0.46	-0.18	0.09
Somerset Gables Academy -- (5008)	6	364	-0.23	-0.03	0.18	6	366	-0.44	-0.23	-0.03
Somerset Oaks Academy -- (3033)	7	376	-0.04	0.16	0.37	8	372	-0.13	0.07	0.28
Somerset Palms Academy -- (5015)	5	150	-0.12	0.21	0.53	5	150	-0.25	0.08	0.40
Somerset Preparatory Academy (Homestead) -- (0754)	4	148	-0.47	-0.14	0.18	4	146	-0.49	-0.17	0.16
Somerset Preparatory Acad. HS (Homestead) -- (7242)	2	86	-0.42	0.01	0.43	2	60	-0.43	0.08	0.59
Somerset Preparatory Academy Sunset -- (5002)	4	366	-0.08	0.13	0.33	4	366	0.00	0.21	0.41
Sports Leadership and Management Charter -- (6015)	3	1,168	-0.21	-0.09	0.02	4	1,120	-0.26	-0.14	-0.03
Sports Leadership And Management North -- (6024)	3	530	-0.11	0.06	0.23	4	524	-0.21	-0.03	0.14
Sports Leadership of Miami Charter -- (7016)	2	636	-0.22	-0.06	0.09	3	374	-0.40	-0.20	0.01
Summerville Advantage Academy -- (0072)	4	478	-0.33	-0.15	0.03	4	476	-0.13	0.05	0.23
The Seed School of Miami -- (6018)	5	286	-0.09	0.14	0.38	5	282	-0.27	-0.03	0.20
True North Classical Academy -- (1000)	7	712	-0.09	0.05	0.20	8	630	-0.01	0.15	0.31
True North Classical Academy -- (7039)	2	240	-0.52	-0.27	-0.01	3	114	-0.13	0.24	0.61
True North Classical Academy South -- (1002)	2	146	-0.26	0.06	0.39	2	146	-0.35	-0.02	0.30
Youth Co-op Charter School -- (1020)	7	962	-0.18	-0.05	0.07	7	916	-0.41	-0.28	-0.15
Youth Co-op Preparatory High School -- (7070)	2	196	-0.17	0.12	0.40	2	146	-0.32	0.01	0.33

Note. Total Students includes all students analyzed (charter and traditional). The confidence interval for each school gives the variability in the true value of the effect size due to changes in the sign and magnitude of the by-grade comparisons within that school. **Light shading (green)** represents performance that is **significantly higher** than that of the comparison group. **Dark shading (orange)** represents performance that is **significantly lower** than that of the comparison group. Unshaded cells represent performance that is **not significantly different** than that of the comparison group. Cells with dashes “—” indicate that data are not available.

For example, in Reading/English Language Arts, Academir Preparatory Academy (2002) has a lower CI limit ($d_{\text{lower}} = -0.39$) and an upper CI limit ($d_{\text{upper}} = -0.01$) that are both **negative**; therefore, its mean impact score trails that of the comparison group. In contrast, in Mathematics, Doctor’s Charter Miami Shores (6040) has a lower CI limit ($d_{\text{lower}} = 0.02$) and an upper CI limit

($d_{\text{upper}} = 0.35$) that are both **positive**; therefore, its mean impact score **exceeds** that of the comparison group. Finally, in Reading/English Language Arts, Alpha Charter of Excellence (5410) has a lower CI limit that is **negative** ($d_{\text{lower}} = -0.04$) and an upper CI limit that is **positive** ($d_{\text{upper}} = 0.41$); therefore, its CI passes through zero and its mean impact score **does not significantly differ** from that of the comparison group. The following summary of each charter school's overall performance is obtained by examining the grand effect sizes and confidence intervals in each subject area.

- In Reading/English Language Arts, 87.2% of the charter schools had results that were not significantly different from the traditional school comparison group, while 5.6% had results that were significantly lower, and 7.2% had results that were significantly higher.
- In Mathematics, 80.0% of the charter schools had results that were not significantly different than the traditional school comparison group, while 9.6% had results that were significantly lower, and 10.4% had results that were significantly higher.

Of the 125 charter schools with complete data, 2.4% had results that were significantly lower than the traditional school comparison group in both subject areas, while 4.0% of those schools had results that were significantly higher in both.

The results in the table are also depicted graphically in Figures 3 and 4 for Reading/English Language Arts and Figures 5 and 6 for Mathematics in the form of error-bar plots, in which the effect size estimates and CIs of the estimates are displayed on the vertical (y) axis for each school, which appears as a separate point on the horizontal (x) axis. These types of plots are ideal for portraying the results for each school as well as providing a holistic view of the charter schools' performance.

Also shown in the figures are blue confidence intervals (CIs), which give the variability of each charter school's performance and the statistical significance of the extent to which that performance differs from that of the comparison group. A school with a CI passing through the horizontal axis (zero difference), indicates there is no significant difference in the performance of the charter school and the comparison group in the content area pictured. A CI completely above the horizontal axis indicates that the performance of the charter school was significantly higher than that of the comparison group. A CI completely below the horizontal axis indicates that the performance of the charter school was significantly lower than that of the comparison group. A wide CI band represents a high degree of variability and indicates that the impact scores of the charter school's students differ widely either between or within the grades. A narrow band represents a low degree of variability and indicates that the impact scores of the charter school's students are highly consistent both between and the within grades.

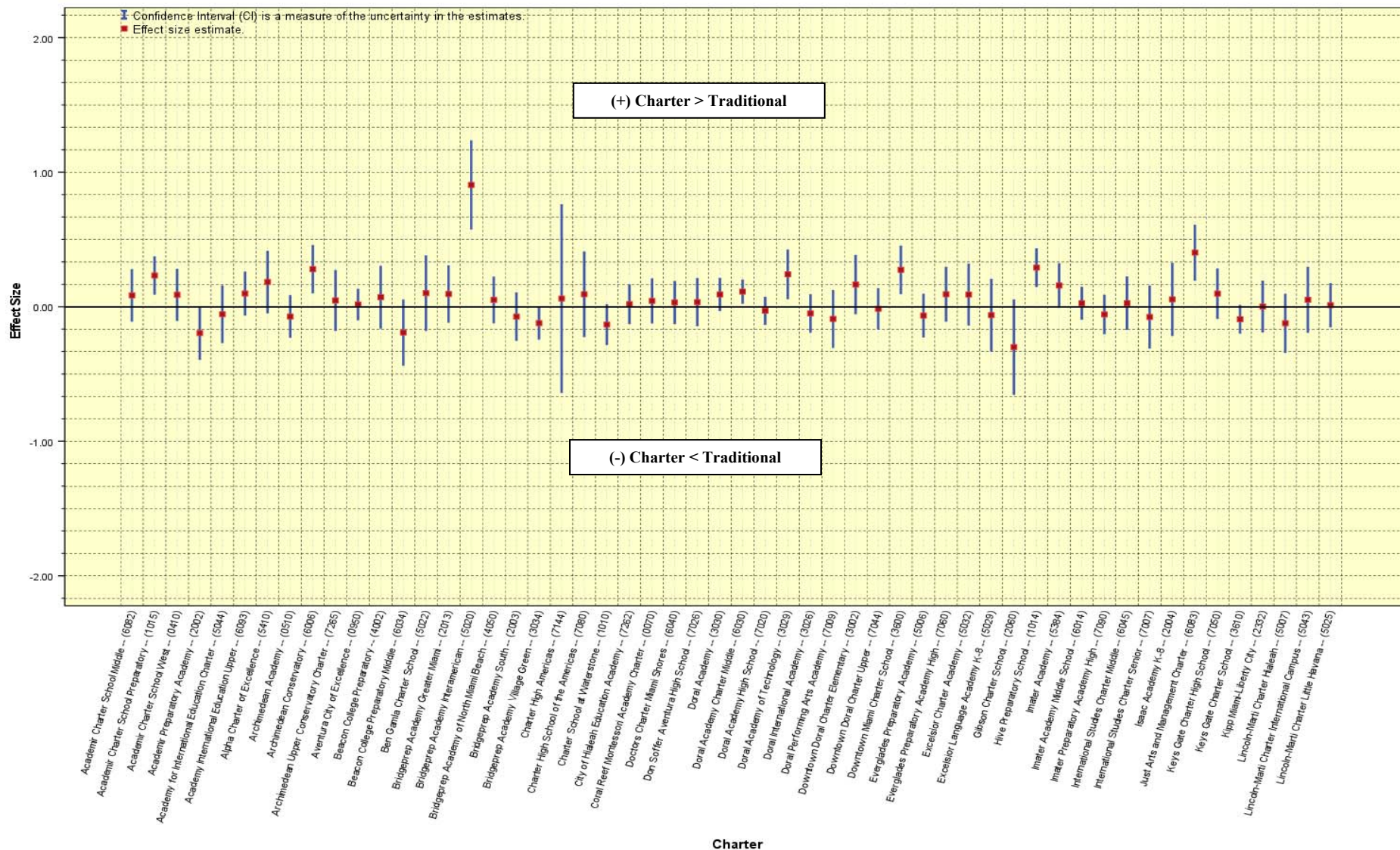


Figure 3. Reading/English Language Arts error bar plot of the charter schools with names beginning in "A-L": Each square marker and spanning bar gives the results of a comparison between the mean impact scores of students who attended each listed charter school with that of matched comparisons who attended traditional schools (n=71).

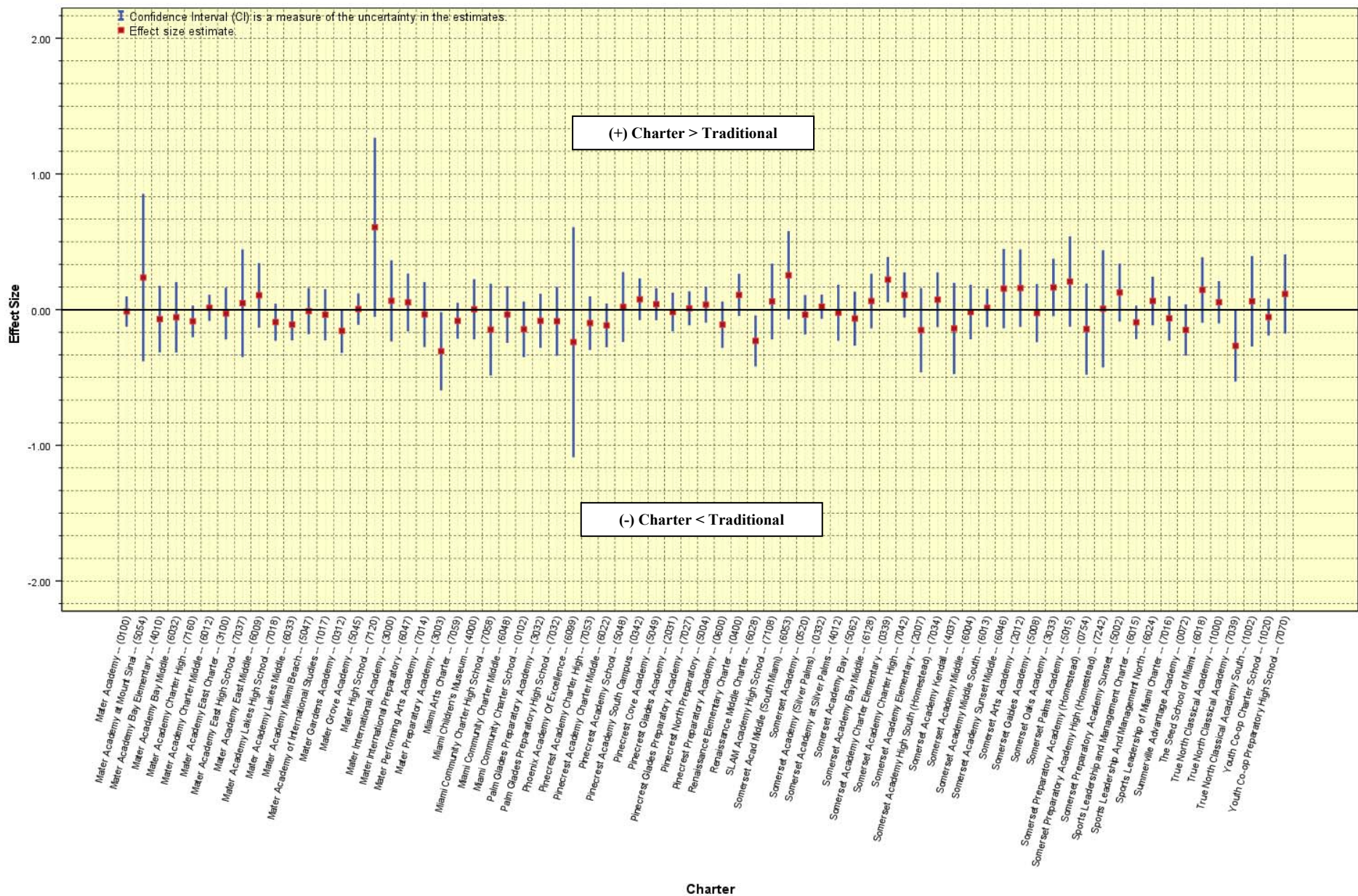


Figure 4. Reading/Language Arts error bar plot of the charter schools with names beginning in "M-Z": Each square marker and spanning bar gives the results of a comparison between the mean impact scores of students who attended each listed charter school with that of matched comparisons who attended traditional schools (n=54).

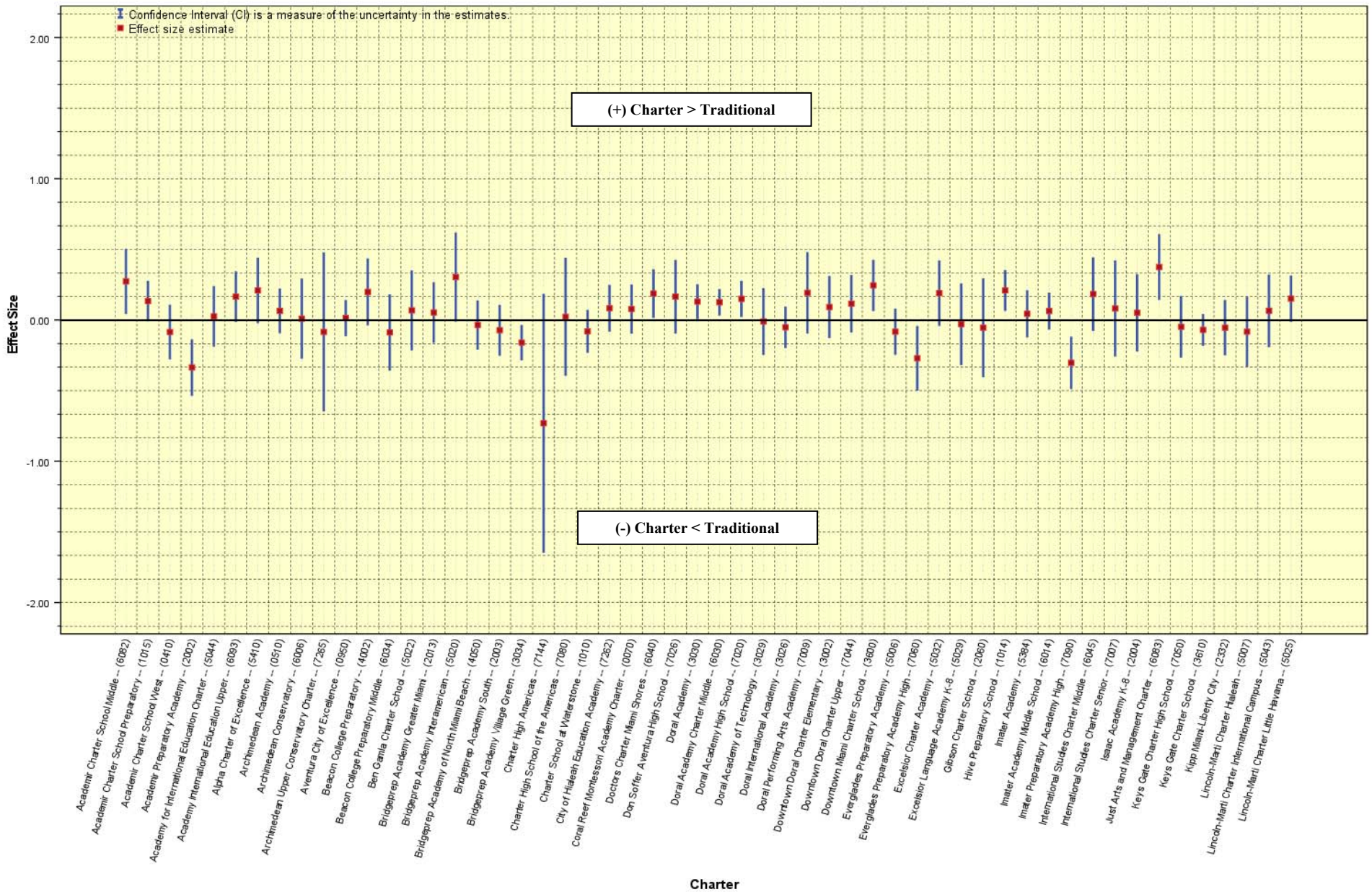


Figure 5. Mathematics error bar plot of the charter schools with names beginning in "A-L": Each square marker and spanning bar gives the results of a comparison between the mean impact scores of students who attended each listed charter school with that of matched comparisons who attended traditional schools (n=71).

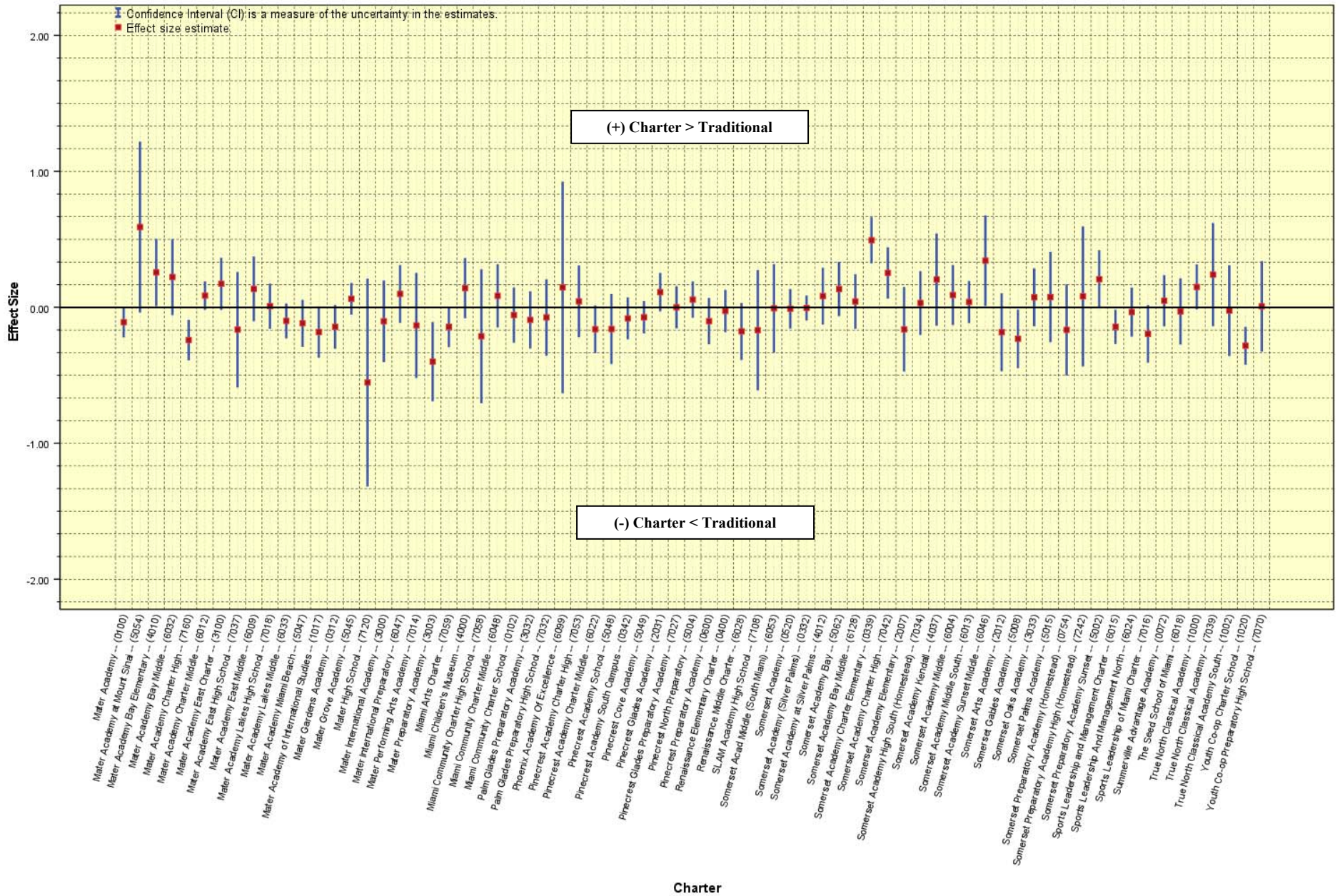


Figure 6. Mathematics error bar plot of the charter schools with names beginning in "M-Z": Each square marker and spanning bar gives the results of a comparison between the mean impact scores of students who attended each listed charter school with that of matched comparisons who attended traditional schools (n=54).

DISCUSSION

The number of charter schools that operate within the District and the number of students who attend them have increased steadily over the years. An annual review of all charter schools in the district was conducted pursuant to the requirements of School Board Policy 9800, *Charter Schools*. The academic achievement of students attending the various charter schools was compared with that of students attending traditional schools in M-DCPS.

Comparison groups of students not attending charter schools were identified for each charter school in Reading/English Language Arts and Mathematics by matching each charter school student to all non-charter school students in the district based on their pre-test scores, student-level and school-level demographic variables, and geographic location. The analysis considered students' initial subject area knowledge and compared demographically similar students.

The Reading/English Language Arts scores of 77.1% and the Mathematics scores of 67.3% of the students in Grades 2 through 10 were analyzed. Grade-level comparisons of the groups' impact scores resulted in 492 comparisons in Reading/English Language Arts and 546 comparisons in Mathematics at 125 schools. The results of the comparisons were converted to effect sizes and summarized through meta-analytic techniques conducted separately in Reading/English Language Arts and Mathematics.

- In Reading/English Language Arts, 87.2% of the charter schools had results that were not significantly different from the traditional school comparison group, while 5.6% had results that were significantly lower, and 7.2% had results that were significantly higher.
- In Mathematics, 80.0% of the charter schools had results that were not significantly different than the traditional school comparison group, while 9.6% had results that were significantly lower, and 10.4% had results that were significantly higher.

The findings indicated that the vast majority of the charter schools performed no differently from the comparison group in each subject area. Where significant differences were found, both subject areas slightly favored the charter schools.

Conclusion

Although charter schools have been promoted as an alternative to traditional schools able to produce higher achievement because they are subject to fewer of the bureaucratic constraints (Kennedy, 2007; May, 2006) claimed by political scientists (e.g., Chubb & Moe, 1990) to depress achievement, this evaluation did not support the notion that charter schools perform appreciably better than traditional schools. Despite decreased bureaucratic restrictions and parents who have exercised school choice and thus may be more involved, most charter schools do not produce superior student achievement outcomes than traditional schools.

REFERENCES

- Campbell, D. T., & Stanley, J. C. (1963). Experimental and quasi-experimental designs for research. In N. L. Gage (Ed.), *Handbook of research on teaching*. Boston: Rand McNally.
- Chubb, J.E, and Moe, T.M. (1990). *Politics, Markets, and America's Schools*. Washington: Brookings.
- Cohen, J. (1992). *Statistical power analysis for the behavioral sciences*. Hillsdale, NJ: Lawrence Erlbaum & Associates.
- Kennedy, M. (2007). Public choices. *American School & University*, 79 (9), 18-24, Retrieved April 3, 2009, from <http://vnweb.hwwilsonweb.com.ezproxy.fiu.edu/>
- May, J.J. (2006). The charter-school allure: Can traditional schools measure up? *Education and Urban society*, 39 (1), 19-46, Retrieved April 3, 2009, from <http://eus.sagepub.com.ezproxy.fiu.edu>
- Urdegar, S.M. (2018). Review of charter schools, 2017-18. Miami, FL: Miami-Dade County Public Schools.
- Urdegar, S.M. (2019). Review of charter schools, 2018-19. Miami, FL: Miami-Dade County Public Schools.

Appendix A
Individual Charter School Results

Each of the sub-tables lists for each grade within each subject area the groups' pre-test and post-test mean scaled scores and the estimate and confidence interval of the effect size of the difference between the groups' scores. A summary of the school's performance in both subject areas appears at the bottom of each sub-table.

Pre- and post-tests vary with grade. Grades followed by superscripts are used to indicate groups of students who participated in End-of-Course mathematics assessments when more than one statewide mathematics assessment was administered. Observed mean pre- and post-test scores are only provided for grade groups in which data were available for ten or more students. The effect size d , provided for each grade, is a measure of the practical significance of the difference between the groups' impact scores, which are estimates of each student's achievement over what is expected given their demographic characteristics and initial achievement. Positive effect size ranges favor the charter school, negative ranges favor the traditional school comparison group, and ranges that include zero indicate that there is no significant difference between the groups. Cells displayed as dashes "-" represent missing values.

**Table A1
Charter School Evaluation (2020-21) Individual School Results**

W/L	School Name/Number	Grade	English/Language Arts									Mathematics								
			Charter			Traditional			Effect Size of the Difference			Charter			Traditional			Effect Size of the Difference		
			n	Pre	Post	n	Pre	Post	d _{lower}	d	d _{upper}	n	Pre	Post	n	Pre	Post	d _{lower}	d	d _{upper}
4242	Academir Charter Math & Science -- (4242)	02	5	-	-	5	-	-	-	-	-	5	-	-	5	-	-	-	-	-
4242	Academir Charter Math & Science -- (4242)	03	3	-	-	3	-	-	-	-	-	3	-	-	3	-	-	-	-	-
4242	Academir Charter Math & Science -- (4242)	04	2	-	-	2	-	-	-	-	-	2	-	-	2	-	-	-	-	-
4242	Academir Charter Math & Science -- (4242)	05	1	-	-	1	-	-	-	-	-	1	-	-	1	-	-	-	-	-
4242	Academir Charter Math & Science -- (4242)	ALL	-	-	-	-	-	-	-	-	-	-	-	-	-	-	-	-	-	-
6082	Academir Charter School Middle -- (6082)	06	59	319.5	334.5	59	319.2	333.0	-0.259	0.102	0.463	59	322.7	331.7	59	323.5	324.1	0.047	0.412	0.777
6082	Academir Charter School Middle -- (6082)	07	86	328.8	340.4	86	328.5	337.3	-0.327	-0.028	0.271	52	319.9	325.5	52	323.0	323.0	-0.338	0.046	0.431
6082	Academir Charter School Middle -- (6082)	08	75	326.2	345.1	75	326.8	339.0	-0.120	0.201	0.521	34	320.8	347.4	34	320.6	321.7	-0.203	0.275	0.752
6082	Academir Charter School Middle -- (6082)	08 ^a	-	-	-	-	326.8	-	-	-	-	12	336.7	510.6	12	337.8	502.8	-0.210	0.610	1.431
6082	Academir Charter School Middle -- (6082)	ALL	220	-	-	220	-	-	-0.102	0.085	0.272	157	-	-	157	-	-	0.051	0.274	0.497
1015	Academir Charter School Preparatory -- (1015)	02	104	500.4	594.9	104	501.3	593.6	-0.220	0.052	0.324	103	503.7	575.5	103	506.7	576.9	-0.250	0.023	0.296
1015	Academir Charter School Preparatory -- (1015)	03	87	563.3	306.3	87	567.0	303.5	-0.224	0.073	0.371	86	552.5	302.4	86	557.2	299.9	-0.087	0.212	0.512
1015	Academir Charter School Preparatory -- (1015)	04	103	610.7	318.0	103	612.2	315.2	-0.032	0.242	0.516	103	593.0	314.1	103	592.4	311.2	-0.085	0.188	0.462
1015	Academir Charter School Preparatory -- (1015)	05	59	314.1	333.5	59	311.8	326.5	0.059	0.424	0.789	59	308.1	321.1	59	307.2	319.5	-0.261	0.100	0.461
1015	Academir Charter School Preparatory -- (1015)	06	50	312.3	330.1	50	313.6	323.7	0.103	0.501	0.899	50	312.9	322.6	50	313.8	311.9	-0.375	0.017	0.409
1015	Academir Charter School Preparatory -- (1015)	07	27	314.0	327.1	27	313.9	321.1	-0.026	0.517	1.059	26	313.5	329.6	26	320.0	323.7	-0.138	0.412	0.961
1015	Academir Charter School Preparatory -- (1015)	ALL	430	-	-	430	-	-	0.098	0.232	0.367	427	-	-	427	-	-	0.000	0.134	0.269
0410	Academir Charter School West -- (0410)	02	50	556.2	638.6	50	554.1	624.5	0.104	0.503	0.901	50	573.1	616.1	50	571.5	620.4	-0.527	-0.134	0.258
0410	Academir Charter School West -- (0410)	03	74	608.1	311.7	74	608.2	315.8	-0.266	0.057	0.379	74	592.0	309.7	74	586.6	307.2	-0.230	0.092	0.415
0410	Academir Charter School West -- (0410)	04	53	628.5	322.7	53	634.2	327.3	-0.625	-0.243	0.140	53	611.8	322.7	53	620.6	324.5	-0.529	-0.147	0.234
0410	Academir Charter School West -- (0410)	05	49	315.6	334.7	49	317.5	335.7	-0.315	0.082	0.478	49	317.5	328.0	49	315.8	329.9	-0.632	-0.235	0.163
0410	Academir Charter School West -- (0410)	ALL	226	-	-	226	-	-	-0.097	0.088	0.273	226	-	-	226	-	-	-0.269	-0.085	0.100
2002	Academir Preparatory Academy -- (2002)	02	39	519.1	593.5	39	520.9	605.3	-0.816	-0.368	0.080	39	514.8	578.6	39	516.1	586.1	-0.669	-0.223	0.222
2002	Academir Preparatory Academy -- (2002)	03	52	573.5	305.8	52	574.8	309.4	-0.631	-0.245	0.141	51	551.6	291.4	51	555.5	300.7	-0.980	-0.584	-0.187
2002	Academir Preparatory Academy -- (2002)	04	72	614.7	315.8	72	612.5	316.4	-0.402	-0.076	0.251	72	603.5	310.7	72	604.6	315.7	-0.666	-0.337	-0.008
2002	Academir Preparatory Academy -- (2002)	05	51	301.2	319.3	51	302.0	324.4	-0.578	-0.189	0.200	51	303.3	312.4	51	303.1	316.5	-0.571	-0.182	0.207
2002	Academir Preparatory Academy -- (2002)	ALL	214	-	-	214	-	-	-0.387	-0.196	-0.006	213	-	-	213	-	-	-0.527	-0.336	-0.144
5044	Academy for International Education Charter -- (5044)	02	47	512.5	601.4	47	509.8	598.4	-0.339	0.066	0.470	47	503.3	573.0	47	510.8	572.1	-0.221	0.184	0.589
5044	Academy for International Education Charter -- (5044)	03	38	571.5	301.3	38	573.6	307.2	-0.891	-0.436	0.019	38	560.0	298.5	38	558.2	302.4	-0.528	-0.079	0.371
5044	Academy for International Education Charter -- (5044)	04	45	608.7	315.8	45	608.2	317.5	-0.547	-0.134	0.280	44	601.5	315.0	44	597.8	313.0	-0.378	0.040	0.458
5044	Academy for International Education Charter -- (5044)	05	53	305.6	323.8	53	306.6	320.8	-0.213	0.169	0.550	53	309.0	317.0	53	307.5	316.7	-0.431	-0.050	0.330
5044	Academy for International Education Charter -- (5044)	ALL	183	-	-	183	-	-	-0.262	-0.056	0.150	182	-	-	182	-	-	-0.180	0.026	0.232
6093	Academy International Education Upper -- (6093)	06	92	317.7	333.1	92	319.0	330.4	-0.238	0.051	0.341	88	323.3	330.9	88	324.0	322.0	-0.190	0.106	0.402
6093	Academy International Education Upper -- (6093)	07	89	329.9	341.1	89	330.1	336.1	-0.214	0.080	0.374	70	325.5	327.7	70	325.8	322.1	-0.156	0.176	0.508
6093	Academy International Education Upper -- (6093)	08	79	324.5	340.2	79	324.2	337.1	-0.076	0.236	0.549	35	311.5	325.3	35	311.9	322.4	-0.279	0.191	0.660
6093	Academy International Education Upper -- (6093)	08 ^a	-	-	-	-	-	-	-	-	-	31	334.3	509.8	31	335.1	498.2	-0.357	0.141	0.640
6093	Academy International Education Upper -- (6093)	09 ^a	40	335.5	341.7	40	336.2	341.9	-0.401	0.038	0.476	15	317.6	481.4	15	319.1	476.5	-0.442	0.277	0.996
6093	Academy International Education Upper -- (6093)	09 ^b	-	-	-	-	-	-	-	-	-	15	340.2	485.5	15	341.7	485.5	-0.539	0.178	0.895
6093	Academy International Education Upper -- (6093)	10 ^b	20	342.3	358.2	20	341.6	343.6	-0.643	-0.024	0.596	11	349.6	497.2	11	347.6	489.0	-0.446	0.399	1.244
6093	Academy International Education Upper -- (6093)	ALL	320	-	-	320	-	-	-0.057	0.098	0.254	265	-	-	265	-	-	-0.005	0.165	0.336
5410	Alpha Charter of Excellence -- (5410)	02	40	482.0	571.9	40	485.1	570.2	-0.353	0.085	0.524	40	503.9	548.0	40	505.8	578.7	-0.511	-0.073	0.366
5410	Alpha Charter of Excellence -- (5410)	03	23	534.8	295.3	23	535.5	289.4	-0.208	0.375	0.958	23	534.2	284.8	23	535.9	284.7	-0.522	0.056	0.634
5410	Alpha Charter of Excellence -- (5410)	04	46	579.0	303.5	46	580.3	302.7	-0.338	0.071	0.480	47	567.3	301.8	47	570.7	297.3	-0.053	0.355	0.762
5410	Alpha Charter of Excellence -- (5410)	05	45	302.1	323.4	45	300.8	318.8	-0.126	0.290	0.705	45	300.7	308.4	45	302.4	303.4	-0.024	0.393	0.810
5410	Alpha Charter of Excellence -- (5410)	ALL	154	-	-	154	-	-	-0.041	0.183	0.407	155	-	-	155	-	-	-0.014	0.209	0.433
0510	Archimedean Academy -- (0510)	02	81	575.1	658.2	81	565.6	632.6	-0.172	0.136	0.445	79	580.7	638.2	79	570.1	619.4	-0.237	0.075	0.387
0510	Archimedean Academy -- (0510)	03	89	608.4	314.5	89	601.4	314.9	-0.420	-0.126	0.168	89	614.7	307.5	89	607.9	312.5	-0.358	-0.065	0.229
0510	Archimedean Academy -- (0510)	04	90	666.7	330.1	90	659.7	331.8	-0.521	-0.228	0.066	90	657.0	329.7	90	647.7	332.0	-0.174	0.119	0.411
0510	Archimedean Academy -- (0510)	05	84	321.1	339.3	84	320.0	339.2	-0.355	-0.052	0.250	85	323.0	333.1	85	319.4	328.1	-0.168	0.133	0.434
0510	Archimedean Academy -- (0510)	ALL	344	-	-	344	-	-	-0.222	-0.073	0.077	343	-	-	343	-	-	-0.085	0.065	0.214
6006	Archimedean Conservatory -- (6006)	06	89	326.9	343.6	89	326.7	337.4	-0.045	0.250	0.545	89	341.2	338.2	89	338.3	338.4	-0.295	-0.001	0.293
6006	Archimedean Conservatory -- (6006)	07	85	338.5	351.0	85	338.4	347.1	0.059	0.363	0.666	-	-	-	-	-	-	-	-	-
6006	Archimedean Conservatory -- (6006)	08 ^a	93	350.3	357.7	93	345.4	351.8	-0.055	0.233	0.522	12	336.8	488.8	12	338.4	502.6	-0.711	0.090	0.890

**Table A1
Charter School Evaluation (2020-21) Individual School Results**

W/L	School Name/Number	Grade	English/Language Arts									Mathematics											
			Charter			Traditional			Effect Size of the Difference			Charter			Traditional			Effect Size of the Difference					
			n	Pre	Post	n	Pre	Post	d_{lower}	d	d_{upper}	n	Pre	Post	n	Pre	Post	d_{lower}	d	d_{upper}			
6006	Archimedean Conservatory -- (6006)	ALL	267	-	-	267	-	-	-	0.109	0.280	0.450	101	-	-	101	-	-	-	-0.266	0.010	0.286	
7265	Archimedean Upper Conservatory Charter -- (7265)	09 ^b	93	355.2	363.6	93	353.0	358.4	-0.197	0.090	0.378	25	348.6	499.8	25	347.9	500.9	-0.639	-0.084	0.471	-	-	
7265	Archimedean Upper Conservatory Charter -- (7265)	10	68	364.9	375.8	68	363.5	369.8	-0.350	-0.014	0.323	-	-	-	-	-	-	-	-	-	-	-	
7265	Archimedean Upper Conservatory Charter -- (7265)	ALL	161	-	-	161	-	-	-0.172	0.046	0.265	25	-	-	25	-	-	-	-0.639	-0.084	0.471	-	-
7043	Arts Academy of Excellence -- (7043)	07	3	-	-	3	-	-	-	-	-	3	-	-	3	-	-	-	-	-	-	-	-
7043	Arts Academy of Excellence -- (7043)	08	7	-	-	7	-	-	-	-	-	7	-	-	7	-	-	-	-	-	-	-	-
7043	Arts Academy of Excellence -- (7043)	09 ^a	8	-	-	8	-	-	-	-	-	7	-	-	7	-	-	-	-	-	-	-	-
0950	Aventura City of Excellence -- (0950)	02	96	539.0	630.9	96	534.6	621.0	-0.054	0.229	0.513	93	527.2	615.6	93	530.5	602.1	-0.254	0.033	0.321	-	-	
0950	Aventura City of Excellence -- (0950)	03	101	583.6	316.9	101	583.9	312.6	-0.297	-0.021	0.255	99	577.8	313.2	99	581.8	309.5	-0.242	0.037	0.316	-	-	
0950	Aventura City of Excellence -- (0950)	04	97	625.5	322.2	97	628.5	325.9	-0.309	-0.027	0.254	97	606.6	322.0	97	612.3	322.8	-0.268	0.014	0.295	-	-	
0950	Aventura City of Excellence -- (0950)	05	98	314.7	338.9	98	316.0	336.2	-0.300	-0.020	0.260	100	319.0	340.9	100	317.8	333.9	-0.300	-0.023	0.254	-	-	
0950	Aventura City of Excellence -- (0950)	06	88	325.7	338.7	88	327.8	343.0	-0.376	-0.081	0.215	62	321.6	323.2	62	325.3	332.3	-0.336	0.016	0.368	-	-	
0950	Aventura City of Excellence -- (0950)	07	79	338.7	344.1	79	338.0	349.5	-0.314	-0.002	0.310	32	319.6	329.1	32	323.3	336.8	-0.641	-0.150	0.341	-	-	
0950	Aventura City of Excellence -- (0950)	08	89	345.6	352.5	89	341.6	353.7	-0.261	0.033	0.326	35	338.8	358.6	35	327.5	337.0	-0.133	0.339	0.811	-	-	
0950	Aventura City of Excellence -- (0950)	08 ^a	-	-	-	-	-	-	-	-	-	23	355.0	522.0	23	352.1	523.3	-0.853	-0.272	0.309	-	-	
0950	Aventura City of Excellence -- (0950)	ALL	648	-	-	648	-	-	-0.092	0.017	0.126	541	-	-	541	-	-	-	-0.105	0.014	0.133	-	-
4002	Beacon College Preparatory -- (4002)	02	29	497.3	578.9	29	495.1	586.0	-0.755	-0.238	0.278	28	495.5	544.8	28	493.7	564.3	-1.172	-0.635	-0.098	-	-	
4002	Beacon College Preparatory -- (4002)	03	53	560.6	289.0	53	557.6	292.5	-0.680	-0.298	0.085	51	532.4	282.1	51	531.8	271.7	0.259	0.657	1.056	-	-	
4002	Beacon College Preparatory -- (4002)	04	35	592.8	304.2	35	594.1	293.0	0.304	0.791	1.278	34	576.8	294.4	34	577.6	289.9	-0.218	0.259	0.737	-	-	
4002	Beacon College Preparatory -- (4002)	05	38	303.7	313.2	38	302.3	308.9	-0.250	0.200	0.651	39	306.1	304.6	39	305.2	301.4	-0.297	0.147	0.592	-	-	
4002	Beacon College Preparatory -- (4002)	ALL	155	-	-	155	-	-	-0.154	0.071	0.296	152	-	-	152	-	-	-	-0.029	0.199	0.427	-	-
6034	Beacon College Preparatory Middle -- (6034)	06	44	307.2	316.4	44	307.7	315.2	-0.688	-0.268	0.152	42	308.1	306.9	42	308.6	299.9	-0.366	0.062	0.490	-	-	
6034	Beacon College Preparatory Middle -- (6034)	07	47	314.9	322.7	47	315.9	323.6	-0.413	-0.009	0.396	38	312.1	312.5	38	312.1	316.2	-0.749	-0.297	0.155	-	-	
6034	Beacon College Preparatory Middle -- (6034)	08	46	321.6	327.4	46	320.6	330.5	-0.719	-0.308	0.103	33	314.5	321.4	33	311.5	315.8	-0.522	-0.040	0.443	-	-	
6034	Beacon College Preparatory Middle -- (6034)	08 ^a	-	-	-	-	-	-	-	-	-	7	-	-	7	-	-	-	-	-	-	-	
6034	Beacon College Preparatory Middle -- (6034)	ALL	137	-	-	137	-	-	-0.430	-0.192	0.046	113	-	-	113	-	-	-	-0.349	-0.088	0.173	-	-
5022	Ben Gamla Charter School -- (5022)	02	24	533.2	617.9	24	531.1	616.0	-0.524	0.042	0.608	24	530.3	630.4	24	528.6	601.4	-0.488	0.078	0.644	-	-	
5022	Ben Gamla Charter School -- (5022)	03	21	576.6	313.1	21	587.0	303.9	-0.440	0.166	0.772	21	582.9	309.7	21	572.0	303.6	-0.446	0.160	0.766	-	-	
5022	Ben Gamla Charter School -- (5022)	04	14	619.7	325.2	14	634.0	332.0	-1.055	-0.310	0.436	14	627.2	323.4	14	624.1	323.6	-0.805	-0.064	0.677	-	-	
5022	Ben Gamla Charter School -- (5022)	05	21	314.4	341.0	21	317.1	336.0	-0.399	0.207	0.814	21	316.8	328.3	21	315.8	336.2	-0.563	0.042	0.647	-	-	
5022	Ben Gamla Charter School -- (5022)	06	8	-	-	8	-	-	-	-	-	8	-	-	8	-	-	-	-	-	-	-	
5022	Ben Gamla Charter School -- (5022)	07	12	329.7	336.8	12	332.8	338.2	-0.768	0.033	0.833	12	335.8	337.3	12	336.6	335.4	-0.593	0.210	1.013	-	-	
5022	Ben Gamla Charter School -- (5022)	08	12	339.9	351.8	12	335.4	344.1	-0.338	0.474	1.287	2	-	-	2	-	-	-	-	-	-	-	
5022	Ben Gamla Charter School -- (5022)	08 ^a	-	-	-	-	-	-	-	-	-	10	339.3	515.4	10	340.5	504.8	-0.954	-0.077	0.800	-	-	
5022	Ben Gamla Charter School -- (5022)	ALL	104	-	-	104	-	-	-0.172	0.101	0.374	102	-	-	102	-	-	-	-0.206	0.068	0.343	-	-
2013	Bridgeprep Academy Greater Miami -- (2013)	02	56	487.8	598.2	56	489.9	580.0	0.007	0.381	0.755	56	484.3	580.0	56	489.6	564.9	-0.140	0.232	0.604	-	-	
2013	Bridgeprep Academy Greater Miami -- (2013)	03	44	572.3	306.5	44	572.2	304.2	-0.409	0.009	0.426	43	546.0	301.3	43	548.4	292.6	-0.036	0.391	0.818	-	-	
2013	Bridgeprep Academy Greater Miami -- (2013)	04	36	599.8	310.6	36	600.5	311.0	-0.478	-0.016	0.446	36	584.7	302.8	36	587.7	304.5	-0.504	-0.042	0.420	-	-	
2013	Bridgeprep Academy Greater Miami -- (2013)	05	48	292.7	310.9	48	295.2	318.1	-0.473	-0.073	0.327	48	299.7	309.1	48	298.8	314.5	-0.791	-0.387	0.016	-	-	
2013	Bridgeprep Academy Greater Miami -- (2013)	ALL	184	-	-	184	-	-	-0.110	0.094	0.299	183	-	-	183	-	-	-	-0.153	0.053	0.259	-	-
5020	Bridgeprep Academy Interamerican -- (5020)	02	23	497.0	601.3	23	492.1	583.2	-0.116	0.471	1.057	23	503.7	572.9	23	505.7	549.5	-0.535	0.043	0.621	-	-	
5020	Bridgeprep Academy Interamerican -- (5020)	03	27	564.1	322.3	27	563.0	298.1	0.562	1.139	1.715	27	550.0	316.1	27	549.1	298.0	0.027	0.572	1.116	-	-	
5020	Bridgeprep Academy Interamerican -- (5020)	04	15	603.2	329.5	15	597.5	313.0	-0.129	0.604	1.337	15	589.7	334.8	15	589.6	304.5	-0.383	0.338	1.060	-	-	
5020	Bridgeprep Academy Interamerican -- (5020)	05	18	315.1	351.9	18	313.7	327.2	0.788	1.536	2.284	18	313.1	320.9	18	311.0	315.7	-0.432	0.223	0.879	-	-	
5020	Bridgeprep Academy Interamerican -- (5020)	ALL	83	-	-	83	-	-	0.582	0.906	1.229	83	-	-	83	-	-	-	-0.003	0.304	0.611	-	-
4050	Bridgeprep Academy of North Miami Beach -- (4050)	02	61	511.4	604.3	61	524.7	601.2	-0.152	0.204	0.560	62	509.2	580.3	62	513.3	591.3	-0.610	-0.256	0.097	-	-	
4050	Bridgeprep Academy of North Miami Beach -- (4050)	03	62	582.5	308.0	62	577.9	307.2	-0.357	-0.005	0.347	60	561.9	297.2	60	563.8	302.7	-0.358	0.000	0.358	-	-	
4050	Bridgeprep Academy of North Miami Beach -- (4050)	04	49	602.6	313.6	49	605.5	316.8	-0.557	-0.160	0.237	49	591.3	305.6	49	592.0	311.1	-0.698	-0.300	0.098	-	-	
4050	Bridgeprep Academy of North Miami Beach -- (4050)	05	42	304.4	324.1	42	306.2	326.8	-0.418	0.010	0.437	42	302.8	317.0	42	306.5	319.4	-0.359	0.069	0.497	-	-	
4050	Bridgeprep Academy of North Miami Beach -- (4050)	06	24	314.3	335.0	24	313.8	331.5	-0.357	0.211	0.778	24	323.8	322.3	24	324.4	330.4	-0.525	0.041	0.607	-	-	
4050	Bridgeprep Academy of North Miami Beach -- (4050)	07	26	319.5	335.2	26	315.4	326.5	-0.589	-0.046	0.498	26	320.4	326.9	26	313.8	315.2	-0.269	0.277	0.824	-	-	
4050	Bridgeprep Academy of North Miami Beach -- (4050)	08	17	322.8	335.6	17	320.3	330.0	-0.339	0.338	1.015	17	310.5	330.7	17	309.9	317.8	-0.103	0.584	1.271	-	-	
4050	Bridgeprep Academy of North Miami Beach -- (4050)	ALL	281	-	-	281	-	-	-0.115	0.051	0.216	280	-	-	280	-	-	-	-0.201	-0.035	0.131	-	-

**Table A1
Charter School Evaluation (2020-21) Individual School Results**

W/L	School Name/Number	Grade	English/Language Arts									Mathematics								
			Charter			Traditional			Effect Size of the Difference			Charter			Traditional			Effect Size of the Difference		
			n	Pre	Post	n	Pre	Post	d _{lower}	d	d _{upper}	n	Pre	Post	n	Pre	Post	d _{lower}	d	d _{upper}
2003	Bridgeprep Academy South -- (2003)	02	31	545.1	615.6	31	545.0	621.0	-0.686	-0.187	0.312	31	529.0	603.8	31	530.6	593.6	-0.186	0.315	0.816
2003	Bridgeprep Academy South -- (2003)	03	36	581.6	308.8	36	581.9	307.5	-0.590	-0.128	0.335	36	553.3	301.2	36	554.8	301.2	-0.429	0.033	0.495
2003	Bridgeprep Academy South -- (2003)	04	39	618.6	319.8	39	618.2	318.2	-0.321	0.124	0.568	39	609.2	315.6	39	609.7	318.0	-0.734	-0.287	0.159
2003	Bridgeprep Academy South -- (2003)	05	51	307.1	322.3	51	308.1	328.7	-0.666	-0.276	0.114	51	307.5	313.7	51	307.7	321.6	-0.873	-0.479	-0.086
2003	Bridgeprep Academy South -- (2003)	06	32	317.5	329.4	32	317.7	326.8	-0.259	0.232	0.724	32	319.3	320.2	32	320.5	324.6	-0.713	-0.222	0.270
2003	Bridgeprep Academy South -- (2003)	07	31	323.6	333.5	31	325.0	331.9	-0.274	0.225	0.725	32	323.8	325.9	32	326.1	326.9	-0.439	0.051	0.541
2003	Bridgeprep Academy South -- (2003)	08	43	330.2	335.7	43	333.2	341.7	-0.753	-0.327	0.098	28	320.1	333.7	28	321.6	323.9	-0.143	0.386	0.915
2003	Bridgeprep Academy South -- (2003)	08 ^a	-	-	-	-	-	-	-	-	-	15	337.5	511.1	15	340.9	503.8	-0.711	0.004	0.720
2003	Bridgeprep Academy South -- (2003)	ALL	263	-	-	263	-	-	-0.244	-0.073	0.099	264	-	-	264	-	-	-0.244	-0.072	0.100
3034	Bridgeprep Academy Village Green -- (3034)	02	72	534.0	601.3	72	532.5	612.9	-0.698	-0.368	-0.039	72	529.4	575.7	72	527.2	592.9	-0.818	-0.486	-0.155
3034	Bridgeprep Academy Village Green -- (3034)	03	78	576.1	305.0	78	577.0	307.7	-0.511	-0.196	0.118	75	565.5	291.8	75	567.3	302.2	-0.960	-0.631	-0.303
3034	Bridgeprep Academy Village Green -- (3034)	04	82	615.4	316.8	82	617.2	318.5	-0.415	-0.109	0.197	81	597.2	308.1	81	601.0	312.8	-0.428	-0.120	0.189
3034	Bridgeprep Academy Village Green -- (3034)	05	108	307.4	324.7	108	309.1	326.8	-0.304	-0.037	0.229	108	305.6	321.6	108	306.5	318.2	0.013	0.281	0.549
3034	Bridgeprep Academy Village Green -- (3034)	06	85	316.9	330.1	85	316.6	329.1	-0.240	0.060	0.361	86	316.8	317.3	86	319.6	321.9	-0.377	-0.078	0.221
3034	Bridgeprep Academy Village Green -- (3034)	07	52	326.8	329.2	52	328.2	335.2	-0.450	-0.066	0.319	51	327.1	326.3	51	326.4	328.1	-0.598	-0.208	0.181
3034	Bridgeprep Academy Village Green -- (3034)	08	62	328.4	334.5	62	327.8	337.9	-0.653	-0.299	0.055	40	317.5	320.2	40	317.5	320.7	-0.464	-0.026	0.412
3034	Bridgeprep Academy Village Green -- (3034)	08 ^a	-	-	-	-	-	-	-	-	-	19	352.7	519.0	19	348.0	509.8	-0.578	0.058	0.694
3034	Bridgeprep Academy Village Green -- (3034)	09 ^a	30	330.0	335.3	30	332.8	338.0	-0.533	-0.027	0.479	23	318.1	474.3	23	325.0	485.6	-0.985	-0.401	0.183
3034	Bridgeprep Academy Village Green -- (3034)	09 ^b	-	-	-	-	-	-	-	-	-	4	-	-	4	-	-	-	-	-
3034	Bridgeprep Academy Village Green -- (3034)	10 ^b	24	332.4	342.2	24	336.3	344.9	-0.576	-0.010	0.555	18	336.1	474.9	18	336.9	481.4	-0.960	-0.303	0.355
3034	Bridgeprep Academy Village Green -- (3034)	ALL	593	-	-	593	-	-	-0.236	-0.122	-0.008	573	-	-	573	-	-	-0.276	-0.160	-0.043
7062	C.G.Bethel High School -- (7062)	09	1	-	-	1	-	-	-	-	-	-	-	-	-	-	-	-	-	-
7062	C.G.Bethel High School -- (7062)	10 ^b	6	-	-	6	-	-	-	-	-	1	-	-	1	-	-	-	-	-
7065	Chambers High School -- (7065)	09	3	-	-	3	-	-	-	-	-	-	-	-	-	-	-	-	-	-
7065	Chambers High School -- (7065)	10	3	-	-	3	-	-	-	-	-	-	-	-	-	-	-	-	-	-
7144	Charter High Americas -- (7144)	09 ^a	16	340.8	338.9	16	334.4	344.4	-0.632	0.061	0.754	6	-	-	6	-	-	-	-	-
7144	Charter High Americas -- (7144)	09 ^b	-	-	-	-	-	-	-	-	-	10	367.0	515.2	10	359.5	517.4	-1.639	-0.731	0.178
7144	Charter High Americas -- (7144)	10 ^b	4	-	-	4	-	-	-	-	-	2	-	-	2	-	-	-	-	-
7144	Charter High Americas -- (7144)	ALL	16	-	-	16	-	-	-0.632	0.061	0.754	10	-	-	10	-	-	-1.639	-0.731	0.178
7080	Charter High School of the Americas -- (7080)	09 ^a	39	330.2	337.1	39	324.9	331.7	-0.352	0.092	0.536	6	-	-	6	-	-	-	-	-
7080	Charter High School of the Americas -- (7080)	09 ^b	-	-	-	-	-	-	-	-	-	33	360.1	511.6	33	354.3	501.2	-0.367	0.116	0.599
7080	Charter High School of the Americas -- (7080)	10 ^b	41	333.3	344.1	41	329.7	339.7	-0.339	0.094	0.527	13	347.2	486.2	13	340.5	490.3	-0.985	-0.214	0.557
7080	Charter High School of the Americas -- (7080)	ALL	80	-	-	80	-	-	-0.217	0.093	0.403	46	-	-	46	-	-	-0.386	0.023	0.432
1010	Charter School at Waterstone -- (1010)	02	90	504.6	598.7	90	508.0	600.3	-0.366	-0.074	0.218	90	513.5	570.7	90	517.0	580.7	-0.572	-0.279	0.015
1010	Charter School at Waterstone -- (1010)	03	103	568.3	300.1	103	575.1	302.9	-0.356	-0.083	0.190	105	551.0	291.6	105	553.9	293.5	-0.337	-0.067	0.204
1010	Charter School at Waterstone -- (1010)	04	99	607.2	309.4	99	607.7	316.0	-0.763	-0.480	-0.198	96	589.3	300.5	96	593.1	308.7	-0.629	-0.344	-0.059
1010	Charter School at Waterstone -- (1010)	05	87	306.8	323.5	87	305.9	321.0	-0.167	0.131	0.428	85	305.1	319.4	85	304.2	312.2	0.111	0.415	0.719
1010	Charter School at Waterstone -- (1010)	ALL	379	-	-	379	-	-	-0.276	-0.133	0.010	376	-	-	376	-	-	-0.224	-0.080	0.063
7262	City of Hialeah Education Academy -- (7262)	06	67	323.1	335.6	67	321.5	330.9	-0.061	0.279	0.619	66	327.2	324.1	66	325.8	322.7	-0.379	-0.038	0.303
7262	City of Hialeah Education Academy -- (7262)	07	55	325.3	334.0	55	323.2	335.6	-0.662	-0.287	0.089	35	315.9	321.4	35	314.3	322.9	-0.662	-0.193	0.277
7262	City of Hialeah Education Academy -- (7262)	08	86	328.4	339.8	86	330.0	340.7	-0.268	0.031	0.330	41	313.0	319.9	41	313.9	315.0	-0.290	0.144	0.577
7262	City of Hialeah Education Academy -- (7262)	08 ^a	-	-	-	-	-	-	-	-	-	32	334.1	502.4	32	335.3	496.7	0.040	0.539	1.038
7262	City of Hialeah Education Academy -- (7262)	09 ^a	96	338.1	348.3	96	337.9	340.3	-0.266	0.017	0.300	50	326.3	478.8	50	322.3	479.3	-0.595	-0.202	0.191
7262	City of Hialeah Education Academy -- (7262)	09 ^b	-	-	-	-	-	-	-	-	-	34	354.6	509.6	34	353.1	497.1	0.113	0.599	1.085
7262	City of Hialeah Education Academy -- (7262)	10 ^b	93	342.1	355.6	93	341.7	349.1	-0.286	0.001	0.289	56	347.9	488.7	56	342.6	483.5	-0.313	0.058	0.428
7262	City of Hialeah Education Academy -- (7262)	ALL	397	-	-	397	-	-	-0.121	0.019	0.158	314	-	-	314	-	-	-0.074	0.083	0.241
0070	Coral Reef Montessori Academy Charter -- (0070)	02	55	505.9	607.5	55	512.3	593.1	-0.297	0.077	0.451	55	512.5	571.9	55	512.9	559.5	0.029	0.406	0.784
0070	Coral Reef Montessori Academy Charter -- (0070)	03	56	575.0	305.4	56	577.9	300.5	-0.364	0.006	0.376	54	552.0	290.1	54	550.3	289.6	-0.432	-0.055	0.322
0070	Coral Reef Montessori Academy Charter -- (0070)	04	56	608.5	308.1	56	610.8	313.4	-0.680	-0.308	0.065	58	587.8	298.6	58	591.1	306.1	-0.749	-0.382	-0.014
0070	Coral Reef Montessori Academy Charter -- (0070)	05	47	309.1	319.1	47	309.0	326.8	-0.436	-0.031	0.373	47	293.6	305.7	47	297.9	311.3	-0.238	0.167	0.572
0070	Coral Reef Montessori Academy Charter -- (0070)	06	39	307.0	319.6	39	310.8	319.3	-0.215	0.230	0.675	40	304.8	319.2	40	310.7	312.6	-0.334	0.105	0.543
0070	Coral Reef Montessori Academy Charter -- (0070)	07	30	325.1	336.7	30	326.3	334.3	-0.218	0.291	0.800	11	308.0	326.9	11	317.5	316.1	0.056	0.941	1.826
0070	Coral Reef Montessori Academy Charter -- (0070)	08	22	323.6	336.4	22	326.9	334.3	-0.158	0.441	1.039	10	313.7	317.1	10	316.1	321.4	-1.200	-0.317	0.565

Table A1
Charter School Evaluation (2020-21) Individual School Results

W/L	School Name/Number	Grade	English/Language Arts									Mathematics										
			Charter			Traditional			Effect Size of the Difference			Charter			Traditional			Effect Size of the Difference				
			n	Pre	Post	n	Pre	Post	d _{lower}	d	d _{upper}	n	Pre	Post	n	Pre	Post	d _{lower}	d	d _{upper}		
0070	Coral Reef Montessori Academy Charter -- (0070)	08 ^a	-	-	-	-	-	-	-	-	-	-	-	10	332.7	502.8	10	332.7	492.0	-0.201	0.705	1.611
0070	Coral Reef Montessori Academy Charter -- (0070)	ALL	305	-	-	305	-	-	-0.116	0.043	0.202	285	-	-	285	-	-	-0.087	0.078	0.244		
6040	Doctors Charter Miami Shores -- (6040)	06	61	323.2	332.7	61	324.0	333.7	-0.378	-0.023	0.332	61	326.1	326.9	61	326.1	323.2	-0.499	-0.143	0.212		
6040	Doctors Charter Miami Shores -- (6040)	07	67	333.3	341.6	67	334.8	341.4	-0.216	0.123	0.462	59	333.4	336.5	59	332.2	332.9	-0.130	0.232	0.594		
6040	Doctors Charter Miami Shores -- (6040)	08	70	335.9	346.8	70	335.7	345.9	-0.192	0.140	0.472	51	326.7	336.4	51	320.8	329.0	-0.298	0.090	0.479		
6040	Doctors Charter Miami Shores -- (6040)	08 ^a	-	-	-	-	-	-	-	-	-	11	351.0	531.8	11	342.4	511.2	-0.063	0.809	1.682		
6040	Doctors Charter Miami Shores -- (6040)	09 ^a	70	335.4	345.9	70	336.4	340.8	-0.374	-0.043	0.289	49	333.3	494.7	49	326.1	482.2	-0.159	0.238	0.636		
6040	Doctors Charter Miami Shores -- (6040)	09 ^b	-	-	-	-	-	-	-	-	-	16	354.4	519.9	16	350.7	494.5	-0.115	0.594	1.303		
6040	Doctors Charter Miami Shores -- (6040)	10 ^b	64	351.4	360.0	64	349.3	354.4	-0.396	-0.049	0.297	41	347.5	500.0	41	336.7	479.1	-0.062	0.375	0.811		
6040	Doctors Charter Miami Shores -- (6040)	ALL	332	-	-	332	-	-	-0.121	0.032	0.184	288	-	-	288	-	-	0.023	0.188	0.352		
7026	Don Soffer Aventura High School -- (7026)	09 ^a	138	347.1	354.7	138	351.2	359.2	-0.248	-0.012	0.224	44	337.7	496.5	44	333.9	489.7	-0.301	0.117	0.535		
7026	Don Soffer Aventura High School -- (7026)	09 ^b	-	-	-	-	-	-	-	-	-	28	348.5	498.3	28	350.1	508.2	-0.539	-0.015	0.509		
7026	Don Soffer Aventura High School -- (7026)	10 ^b	125	351.4	362.3	125	353.1	360.3	-0.162	0.086	0.334	50	347.4	496.2	50	343.3	486.3	-0.084	0.311	0.705		
7026	Don Soffer Aventura High School -- (7026)	ALL	263	-	-	263	-	-	-0.136	0.035	0.206	122	-	-	122	-	-	-0.086	0.165	0.417		
3030	Doral Academy -- (3030)	02	160	556.5	632.8	160	546.9	625.8	-0.072	0.148	0.367	159	533.7	621.0	159	529.2	598.7	-0.014	0.207	0.427		
3030	Doral Academy -- (3030)	03	150	607.4	315.8	150	604.1	313.0	-0.230	-0.004	0.222	150	590.9	311.6	150	590.5	304.8	-0.159	0.067	0.294		
3030	Doral Academy -- (3030)	04	135	645.8	329.0	135	641.0	327.9	-0.237	0.002	0.240	134	643.0	328.5	134	634.0	324.8	-0.225	0.014	0.254		
3030	Doral Academy -- (3030)	05	140	318.7	342.8	140	318.2	338.0	-0.018	0.217	0.452	140	317.0	340.2	140	314.8	330.4	-0.011	0.224	0.459		
3030	Doral Academy -- (3030)	ALL	585	-	-	585	-	-	-0.023	0.092	0.206	583	-	-	583	-	-	0.015	0.130	0.245		
6030	Doral Academy Charter Middle -- (6030)	06	363	328.3	344.9	363	327.6	338.9	-0.031	0.115	0.261	358	330.8	337.9	358	329.6	327.5	-0.072	0.074	0.221		
6030	Doral Academy Charter Middle -- (6030)	07	378	338.4	349.8	378	336.0	344.7	-0.057	0.086	0.229	334	339.1	343.5	334	336.5	336.9	-0.050	0.102	0.254		
6030	Doral Academy Charter Middle -- (6030)	08	401	340.9	352.0	401	337.7	348.4	-0.004	0.135	0.273	245	335.3	347.0	245	329.7	334.1	-0.032	0.146	0.323		
6030	Doral Academy Charter Middle -- (6030)	08 ^a	-	-	-	-	-	-	-	-	-	124	351.5	521.2	124	346.7	511.2	0.050	0.300	0.550		
6030	Doral Academy Charter Middle -- (6030)	ALL	1142	-	-	1142	-	-	0.030	0.112	0.194	1061	-	-	1061	-	-	0.040	0.126	0.211		
7020	Doral Academy High School -- (7020)	09 ^a	447	352.1	360.3	447	350.7	357.4	-0.146	-0.015	0.116	241	344.4	505.8	241	336.2	493.8	-0.161	0.017	0.196		
7020	Doral Academy High School -- (7020)	09 ^b	-	-	-	-	-	-	-	-	-	130	361.3	525.1	130	357.4	515.1	-0.014	0.230	0.474		
7020	Doral Academy High School -- (7020)	10 ^b	381	358.7	365.4	381	356.9	364.6	-0.189	-0.047	0.095	171	353.9	502.4	171	346.1	486.8	0.064	0.277	0.490		
7020	Doral Academy High School -- (7020)	ALL	828	-	-	828	-	-	-0.126	-0.030	0.066	542	-	-	542	-	-	0.030	0.150	0.269		
3029	Doral Academy of Technology -- (3029)	06	80	340.1	358.3	80	337.2	347.9	0.015	0.327	0.639	74	348.7	355.2	74	342.4	343.9	-0.301	0.021	0.343		
3029	Doral Academy of Technology -- (3029)	07	79	351.7	359.1	79	351.6	357.2	-0.156	0.156	0.469	24	354.8	355.9	24	353.9	351.3	-0.788	-0.220	0.348		
3029	Doral Academy of Technology -- (3029)	08	91	353.4	362.2	91	352.3	358.8	-0.052	0.240	0.531	14	344.0	365.8	14	338.0	348.4	-1.007	-0.263	0.481		
3029	Doral Academy of Technology -- (3029)	08 ^a	-	-	-	-	-	-	-	-	-	36	352.6	526.6	36	350.5	515.5	-0.299	0.164	0.627		
3029	Doral Academy of Technology -- (3029)	ALL	250	-	-	250	-	-	0.065	0.241	0.417	148	-	-	148	-	-	-0.238	-0.010	0.218		
3026	Doral International Academy -- (3026)	02	53	528.1	601.8	53	528.6	595.9	-0.347	0.034	0.415	53	528.6	587.5	53	524.6	585.4	-0.366	0.015	0.396		
3026	Doral International Academy -- (3026)	03	58	554.2	304.3	58	560.6	306.2	-0.394	-0.030	0.334	60	544.2	292.8	60	549.3	300.7	-0.377	-0.019	0.339		
3026	Doral International Academy -- (3026)	04	106	620.6	319.5	106	616.7	320.8	-0.320	-0.051	0.218	106	612.7	314.0	106	605.5	317.1	-0.640	-0.368	-0.097		
3026	Doral International Academy -- (3026)	05	82	305.8	328.9	82	305.9	326.5	-0.305	0.001	0.307	83	303.9	316.2	83	305.2	324.0	-0.337	-0.032	0.272		
3026	Doral International Academy -- (3026)	06	70	309.3	326.0	70	311.3	331.7	-0.610	-0.277	0.056	69	313.6	323.4	69	313.4	319.1	-0.037	0.298	0.634		
3026	Doral International Academy -- (3026)	07	23	310.3	331.3	23	311.1	326.4	-0.164	0.420	1.005	11	301.2	314.7	11	301.7	308.5	-1.102	-0.262	0.577		
3026	Doral International Academy -- (3026)	08	31	319.3	334.1	31	322.8	339.9	-0.699	-0.200	0.300	21	316.9	331.1	21	314.5	326.5	-0.449	0.157	0.763		
3026	Doral International Academy -- (3026)	08 ^a	-	-	-	-	-	-	-	-	-	9	-	-	9	-	-	-	-	-		
3026	Doral International Academy -- (3026)	ALL	423	-	-	423	-	-	-0.185	-0.050	0.085	403	-	-	403	-	-	-0.190	-0.052	0.087		
7009	Doral Performing Arts Academy -- (7009)	09 ^a	86	358.8	365.0	86	357.8	361.9	-0.226	0.073	0.372	48	351.6	518.2	48	335.7	495.1	-0.109	0.294	0.696		
7009	Doral Performing Arts Academy -- (7009)	09 ^b	-	-	-	-	-	-	-	-	-	16	360.4	525.4	16	359.1	518.0	-0.812	-0.119	0.575		
7009	Doral Performing Arts Academy -- (7009)	10 ^b	93	362.2	369.7	93	362.8	373.2	-0.531	-0.242	0.046	35	358.3	514.3	35	351.8	492.6	-0.271	0.199	0.669		
7009	Doral Performing Arts Academy -- (7009)	ALL	179	-	-	179	-	-	-0.298	-0.090	0.117	99	-	-	99	-	-	-0.087	0.193	0.473		
3002	Downtown Doral Charter Elementary -- (3002)	02	33	554.7	622.5	33	549.6	612.8	-0.255	0.229	0.714	33	542.8	604.5	33	532.5	591.2	-0.288	0.196	0.679		
3002	Downtown Doral Charter Elementary -- (3002)	03	43	593.5	314.0	43	590.7	314.4	-0.414	0.009	0.431	43	584.5	308.1	43	582.0	304.7	-0.176	0.249	0.673		
3002	Downtown Doral Charter Elementary -- (3002)	04	44	628.5	322.6	44	623.5	319.6	-0.315	0.103	0.521	44	618.3	322.9	44	601.6	311.3	-0.410	0.008	0.426		
3002	Downtown Doral Charter Elementary -- (3002)	05	52	317.6	341.3	52	315.3	335.4	-0.079	0.308	0.695	52	319.9	336.2	52	315.3	323.2	-0.415	-0.031	0.354		
3002	Downtown Doral Charter Elementary -- (3002)	ALL	172	-	-	172	-	-	-0.047	0.165	0.377	172	-	-	172	-	-	-0.120	0.092	0.304		
7044	Downtown Doral Charter Upper -- (7044)	06	45	324.8	338.5	45	322.5	336.3	-0.359	0.054	0.467	46	330.1	335.8	46	326.9	325.9	-0.226	0.184	0.594		
7044	Downtown Doral Charter Upper -- (7044)	07	84	335.1	341.2	84	329.1	340.1	-0.531	-0.228	0.076	35	317.8	326.7	35	317.8	321.9	-0.470	-0.002	0.467		

**Table A1
Charter School Evaluation (2020-21) Individual School Results**

W/L	School Name/Number	Grade	English/Language Arts									Mathematics								
			Charter			Traditional			Effect Size of the Difference			Charter			Traditional			Effect Size of the Difference		
			n	Pre	Post	n	Pre	Post	<i>d</i> _{lower}	<i>d</i>	<i>d</i> _{upper}	n	Pre	Post	n	Pre	Post	<i>d</i> _{lower}	<i>d</i>	<i>d</i> _{upper}
7044	Downtown Doral Charter Upper -- (7044)	08	72	336.7	345.8	72	331.3	344.8	-0.557	-0.229	0.098	24	321.0	332.0	24	316.0	324.0	-0.323	0.245	0.813
7044	Downtown Doral Charter Upper -- (7044)	08 ^a	-	-	-	-	-	-	-	-	-	9	-	-	9	-	-	-	-	-
7044	Downtown Doral Charter Upper -- (7044)	09 ^a	63	333.7	344.5	63	333.8	342.1	-0.160	0.190	0.540	35	322.6	491.8	35	321.9	480.1	-0.233	0.237	0.707
7044	Downtown Doral Charter Upper -- (7044)	09 ^b	-	-	-	-	-	-	-	-	-	18	351.0	509.9	18	346.8	504.5	-0.640	0.014	0.667
7044	Downtown Doral Charter Upper -- (7044)	10 ^b	101	337.4	348.2	101	337.3	346.0	-0.121	0.155	0.431	44	330.4	480.3	44	334.7	475.3	-0.403	0.015	0.432
7044	Downtown Doral Charter Upper -- (7044)	ALL	365			365			-0.160	-0.015	0.130	202	-	-	202	-	-	-0.079	0.116	0.311
3600	Downtown Miami Charter School -- (3600)	03	61	549.3	298.4	61	554.2	291.5	0.205	0.567	0.929	61	542.6	297.9	61	541.9	291.4	-0.097	0.259	0.615
3600	Downtown Miami Charter School -- (3600)	04	67	591.2	301.1	67	589.1	297.4	-0.144	0.196	0.535	66	572.2	300.9	66	573.3	294.2	0.077	0.422	0.767
3600	Downtown Miami Charter School -- (3600)	05	63	304.2	322.1	63	303.6	319.2	-0.144	0.206	0.556	62	307.8	312.4	62	306.1	313.9	-0.462	-0.110	0.243
3600	Downtown Miami Charter School -- (3600)	06	71	314.2	326.5	71	314.7	319.7	-0.163	0.166	0.496	71	315.3	322.5	71	315.1	308.2	0.052	0.384	0.716
3600	Downtown Miami Charter School -- (3600)	ALL	262			262			0.102	0.274	0.447	260	-	-	260	-	-	0.072	0.245	0.418
5006	Everglades Preparatory Academy -- (5006)	06	121	312.2	315.5	121	311.5	319.2	-0.562	-0.308	-0.055	121	311.5	309.5	121	312.6	311.0	-0.296	-0.044	0.208
5006	Everglades Preparatory Academy -- (5006)	07	104	316.1	322.9	104	314.2	320.4	-0.185	0.087	0.359	103	317.0	316.4	103	317.7	321.9	-0.459	-0.185	0.089
5006	Everglades Preparatory Academy -- (5006)	08	99	324.7	332.8	99	323.4	330.8	-0.210	0.068	0.347	67	313.6	316.0	67	314.0	320.4	-0.553	-0.213	0.126
5006	Everglades Preparatory Academy -- (5006)	08 ^a	-	-	-	-	-	-	-	-	-	30	334.2	502.9	30	336.2	493.7	-0.100	0.411	0.923
5006	Everglades Preparatory Academy -- (5006)	ALL	324			324			-0.220	-0.065	0.089	321	-	-	321	-	-	-0.238	-0.083	0.072
7060	Everglades Preparatory Academy High -- (7060)	09 ^a	102	326.0	336.6	102	324.3	332.1	-0.258	0.017	0.291	62	311.3	468.3	62	312.9	476.5	-0.682	-0.328	0.027
7060	Everglades Preparatory Academy High -- (7060)	09 ^b	-	-	-	-	-	-	-	-	-	37	345.2	498.0	37	345.2	500.7	-0.605	-0.149	0.307
7060	Everglades Preparatory Academy High -- (7060)	10 ^b	99	330.6	341.1	99	330.3	338.6	-0.107	0.172	0.451	61	325.3	470.4	61	326.5	476.8	-0.645	-0.289	0.068
7060	Everglades Preparatory Academy High -- (7060)	ALL	201			201			-0.103	0.093	0.289	160	-	-	160	-	-	-0.491	-0.271	-0.051
5032	Excelsior Charter Academy -- (5032)	02	29	489.3	549.7	29	486.4	557.2	-0.845	-0.327	0.191	28	470.9	543.5	28	473.9	535.5	-0.215	0.313	0.840
5032	Excelsior Charter Academy -- (5032)	03	23	527.7	286.9	23	529.9	289.3	-0.705	-0.126	0.452	22	532.0	286.3	22	531.7	280.8	-0.266	0.329	0.924
5032	Excelsior Charter Academy -- (5032)	04	23	587.3	292.1	23	588.3	302.0	-0.548	0.030	0.608	24	577.8	286.2	24	575.7	297.4	-0.599	-0.033	0.533
5032	Excelsior Charter Academy -- (5032)	05	20	301.5	316.8	20	303.6	315.7	-0.627	-0.007	0.613	19	305.8	317.3	19	305.1	305.6	-0.392	0.247	0.885
5032	Excelsior Charter Academy -- (5032)	06	16	305.8	317.0	16	307.0	312.1	-0.109	0.600	1.310	17	309.3	309.7	17	310.1	307.2	-0.399	0.277	0.953
5032	Excelsior Charter Academy -- (5032)	07	25	314.9	324.8	25	316.6	322.7	-0.272	0.285	0.842	23	325.9	321.8	23	323.8	320.0	-0.540	0.038	0.616
5032	Excelsior Charter Academy -- (5032)	08	22	326.4	333.5	22	325.0	328.7	-0.150	0.449	1.048	12	306.5	323.4	12	307.6	311.3	-0.367	0.444	1.255
5032	Excelsior Charter Academy -- (5032)	08 ^a	-	-	-	-	-	-	-	-	-	10	330.6	506.2	10	330.8	484.0	-0.993	-0.116	0.762
5032	Excelsior Charter Academy -- (5032)	ALL	158			158			-0.131	0.091	0.313	155	-	-	155	-	-	-0.034	0.190	0.414
5029	Excelsior Language Academy K-8 -- (5029)	02	9	-	-	9	-	-	-	-	-	9	-	-	9	-	-	-	-	-
5029	Excelsior Language Academy K-8 -- (5029)	03	13	580.0	299.3	13	569.0	297.9	-0.829	-0.060	0.709	13	551.8	283.5	13	555.7	298.9	-0.760	0.009	0.778
5029	Excelsior Language Academy K-8 -- (5029)	04	13	585.4	298.8	13	588.6	302.2	-1.206	-0.428	0.350	13	572.1	288.9	13	571.2	294.8	-0.607	0.163	0.933
5029	Excelsior Language Academy K-8 -- (5029)	05	14	296.9	315.4	14	298.6	316.6	-0.706	0.035	0.776	15	297.7	293.6	15	295.3	307.1	-1.101	-0.379	0.344
5029	Excelsior Language Academy K-8 -- (5029)	06	24	299.9	308.6	24	303.5	310.3	-0.525	0.040	0.606	24	310.5	303.1	24	309.4	302.7	-0.594	-0.028	0.538
5029	Excelsior Language Academy K-8 -- (5029)	07	27	312.4	321.3	27	311.5	318.0	-0.176	0.362	0.900	20	300.9	307.1	20	305.2	309.9	-0.634	-0.014	0.606
5029	Excelsior Language Academy K-8 -- (5029)	08	23	315.3	325.5	23	314.6	336.1	-1.126	-0.538	0.051	13	305.9	316.2	13	306.5	315.4	-0.660	0.110	0.879
5029	Excelsior Language Academy K-8 -- (5029)	08 ^a	-	-	-	-	-	-	-	-	-	7	-	-	7	-	-	-	-	-
5029	Excelsior Language Academy K-8 -- (5029)	ALL	114			114			-0.324	-0.063	0.199	98	-	-	98	-	-	-0.310	-0.029	0.251
2060	Gibson Charter School -- (2060)	02	9	-	-	9	-	-	-	-	-	9	-	-	9	-	-	-	-	-
2060	Gibson Charter School -- (2060)	03	18	536.8	287.2	18	539.2	292.8	-1.032	-0.373	0.287	19	528.2	291.2	19	530.8	281.2	-0.714	-0.078	0.559
2060	Gibson Charter School -- (2060)	04	17	597.9	297.6	17	588.4	301.1	-0.917	-0.242	0.433	17	560.0	299.4	17	565.1	290.5	-0.711	-0.039	0.634
2060	Gibson Charter School -- (2060)	05	15	291.0	305.1	15	292.1	313.5	-1.305	-0.574	0.158	15	292.7	297.9	15	292.1	300.1	-0.917	-0.200	0.518
2060	Gibson Charter School -- (2060)	06	15	309.8	327.2	15	306.4	312.1	-0.733	-0.018	0.698	15	312.5	322.7	15	313.8	296.5	-0.614	0.103	0.819
2060	Gibson Charter School -- (2060)	ALL	65			65			-0.647	-0.300	0.047	66	-	-	66	-	-	-0.396	-0.054	0.287
7067	Green Springs High School -- (7067)	10 ^b	8	-	-	8	-	-	-	-	-	2	-	-	2	-	-	-	-	-
1014	Hive Preparatory School -- (1014)	02	103	523.2	609.4	103	518.3	601.6	-0.220	0.053	0.326	104	516.0	585.0	104	514.9	573.6	-0.278	-0.006	0.266
1014	Hive Preparatory School -- (1014)	03	54	584.0	310.2	54	586.4	306.9	-0.203	0.175	0.553	53	582.1	305.6	53	578.2	302.0	-0.405	-0.025	0.356
1014	Hive Preparatory School -- (1014)	04	51	613.6	324.7	51	610.7	316.2	-0.358	0.030	0.418	51	593.8	317.8	51	591.6	312.6	-0.060	0.331	0.722
1014	Hive Preparatory School -- (1014)	05	53	310.5	331.1	53	308.9	326.2	-0.050	0.333	0.716	53	310.5	317.3	53	306.9	314.5	-0.475	-0.094	0.287
1014	Hive Preparatory School -- (1014)	06	71	326.1	344.0	71	323.3	336.7	0.101	0.433	0.766	72	330.7	344.9	72	328.8	327.0	0.661	1.008	1.355
1014	Hive Preparatory School -- (1014)	07	45	337.0	349.4	45	335.6	339.7	0.293	0.720	1.147	45	341.2	346.3	45	334.4	333.1	-0.241	0.173	0.587
1014	Hive Preparatory School -- (1014)	08	50	341.6	353.1	50	338.4	344.1	0.175	0.575	0.976	11	326.8	340.1	11	321.2	322.4	-0.102	0.767	1.636
1014	Hive Preparatory School -- (1014)	08 ^a	-	-	-	-	-	-	-	-	-	38	349.2	508.9	38	342.4	503.7	-0.510	-0.060	0.390

Table A1
Charter School Evaluation (2020-21) Individual School Results

W/L	School Name/Number	Grade	English/Language Arts									Mathematics									
			Charter			Traditional			Effect Size of the Difference			Charter			Traditional			Effect Size of the Difference			
			n	Pre	Post	n	Pre	Post	d _{lower}	d	d _{upper}	n	Pre	Post	n	Pre	Post	d _{lower}	d	d _{upper}	
1014	Hive Preparatory School -- (1014)	ALL	427			427				0.155	0.290	0.426	427	-	-	427	-	-	0.074	0.209	0.345
5384	Imater Academy -- (5384)	02	75	487.2	588.0	75	488.8	578.5	0.036	0.359	0.682	75	505.5	578.8	75	507.9	560.5	0.301	0.629	0.957	
5384	Imater Academy -- (5384)	03	78	583.0	309.1	78	582.2	305.3	-0.198	0.116	0.430	77	590.2	299.3	77	584.4	299.2	-0.393	-0.077	0.239	
5384	Imater Academy -- (5384)	04	79	609.6	310.8	79	607.7	312.9	-0.342	-0.030	0.282	79	600.8	310.2	79	602.1	315.5	-0.603	-0.289	0.024	
5384	Imater Academy -- (5384)	05	79	308.0	327.5	79	307.9	322.7	-0.115	0.198	0.511	80	308.9	317.3	80	308.6	317.6	-0.345	-0.035	0.275	
5384	Imater Academy -- (5384)	ALL	311			311			0.000	0.158	0.315	311	-	-	311	-	-	-0.114	0.044	0.203	
6014	Imater Academy Middle School -- (6014)	06	175	316.9	329.1	175	316.2	325.8	-0.140	0.070	0.279	133	321.1	317.3	133	320.6	317.4	-0.265	-0.024	0.216	
6014	Imater Academy Middle School -- (6014)	07	199	324.2	331.4	199	322.9	329.9	-0.151	0.046	0.242	187	327.3	328.5	187	325.0	325.8	-0.116	0.087	0.290	
6014	Imater Academy Middle School -- (6014)	08	214	325.5	336.7	214	326.0	335.4	-0.218	-0.029	0.161	75	312.3	320.0	75	312.4	316.5	-0.112	0.209	0.530	
6014	Imater Academy Middle School -- (6014)	08 ^a	-	-	-	-	-	-	-	-	-	119	340.7	499.3	119	338.2	496.5	-0.222	0.032	0.287	
6014	Imater Academy Middle School -- (6014)	ALL	588			588			-0.088	0.026	0.140	514	-	-	514	-	-	-0.059	0.063	0.186	
7090	Imater Preparatory Academy High -- (7090)	09 ^a	219	337.1	342.6	219	336.9	341.0	-0.191	-0.004	0.183	53	318.1	468.8	53	315.5	469.9	-0.507	-0.126	0.255	
7090	Imater Preparatory Academy High -- (7090)	09 ^b	-	-	-	-	-	-	-	-	-	144	346.2	490.6	144	344.9	494.2	-0.528	-0.295	-0.063	
7090	Imater Preparatory Academy High -- (7090)	10 ^b	181	340.5	346.7	181	340.7	348.4	-0.329	-0.123	0.083	50	331.6	468.0	50	328.6	476.2	-0.918	-0.520	-0.121	
7090	Imater Preparatory Academy High -- (7090)	ALL	400			400			-0.196	-0.058	0.081	247	-	-	247	-	-	-0.481	-0.303	-0.125	
6045	International Studies Charter Middle -- (6045)	06	70	330.7	345.5	70	331.6	344.4	-0.182	0.149	0.481	44	327.1	336.2	44	329.1	330.1	-0.207	0.212	0.631	
6045	International Studies Charter Middle -- (6045)	07	62	337.4	344.2	62	336.9	346.9	-0.427	-0.075	0.277	24	328.4	335.3	24	331.8	334.5	-0.220	0.350	0.921	
6045	International Studies Charter Middle -- (6045)	08	80	341.6	353.5	80	341.6	351.4	-0.311	-0.001	0.308	24	331.0	340.9	24	322.2	327.3	-0.232	0.338	0.908	
6045	International Studies Charter Middle -- (6045)	08 ^a	-	-	-	-	-	-	-	-	-	30	342.7	509.9	30	341.8	511.2	-0.620	-0.114	0.393	
6045	International Studies Charter Middle -- (6045)	ALL	212			212			-0.164	0.027	0.217	122	-	-	122	-	-	-0.069	0.183	0.435	
7007	International Studies Charter Senior -- (7007)	09 ^a	66	349.8	359.3	66	348.1	356.0	-0.350	-0.009	0.332	23	343.6	507.6	23	333.5	480.6	-0.528	0.050	0.628	
7007	International Studies Charter Senior -- (7007)	09 ^b	-	-	-	-	-	-	-	-	-	16	358.8	520.8	16	355.9	511.9	-0.536	0.158	0.852	
7007	International Studies Charter Senior -- (7007)	10 ^b	85	359.7	366.1	85	358.4	366.7	-0.430	-0.129	0.172	31	362.1	508.3	31	352.0	496.9	-0.432	0.066	0.564	
7007	International Studies Charter Senior -- (7007)	ALL	151			151			-0.302	-0.076	0.149	70	-	-	70	-	-	-0.250	0.082	0.413	
6017	International Studies Virtual -- (6017)	06	1	-	-	1	-	-	-	-	-	1	-	-	1	-	-	-	-	-	
6017	International Studies Virtual -- (6017)	07	1	-	-	1	-	-	-	-	-	-	-	-	-	-	-	-	-	-	
6017	International Studies Virtual -- (6017)	09 ^b	1	-	-	1	-	-	-	-	-	1	-	-	1	-	-	-	-	-	
6017	International Studies Virtual -- (6017)	10 ^b	1	-	-	1	-	-	-	-	-	1	-	-	1	-	-	-	-	-	
6017	International Studies Virtual -- (6017)	ALL	-	-	-	-	-	-	-	-	-	-	-	-	-	-	-	-	-	-	
2004	Isaac Academy K-8 -- (2004)	02	26	537.3	621.1	26	525.2	612.0	-0.498	0.046	0.590	25	510.8	597.1	25	510.8	578.2	-0.265	0.292	0.849	
2004	Isaac Academy K-8 -- (2004)	03	32	589.0	316.2	32	590.4	313.4	-0.203	0.289	0.782	32	580.4	311.0	32	582.3	306.1	-0.214	0.278	0.771	
2004	Isaac Academy K-8 -- (2004)	04	27	639.4	322.0	27	633.4	323.7	-0.803	-0.267	0.269	27	622.7	320.1	27	608.5	323.0	-0.939	-0.400	0.139	
2004	Isaac Academy K-8 -- (2004)	05	26	321.9	344.0	26	319.8	340.7	-0.435	0.109	0.653	26	321.2	343.9	26	318.6	332.7	-0.540	0.003	0.547	
2004	Isaac Academy K-8 -- (2004)	ALL	111			111			-0.209	0.055	0.319	110	-	-	110	-	-	-0.215	0.051	0.317	
6083	Just Arts and Management Charter -- (6083)	06	65	331.2	349.1	65	329.8	339.5	0.168	0.518	0.867	65	333.4	343.4	65	335.0	332.5	0.073	0.421	0.769	
6083	Just Arts and Management Charter -- (6083)	07	62	338.2	353.4	62	338.7	343.7	-0.044	0.310	0.664	40	331.0	348.1	40	330.7	331.7	0.050	0.495	0.940	
6083	Just Arts and Management Charter -- (6083)	08	71	345.7	356.9	71	345.4	352.8	0.048	0.380	0.711	34	334.9	344.5	34	334.0	336.6	0.041	0.525	1.008	
6083	Just Arts and Management Charter -- (6083)	08 ^a	-	-	-	-	-	-	-	-	-	17	351.9	516.5	17	348.2	519.3	-1.049	-0.371	0.308	
6083	Just Arts and Management Charter -- (6083)	ALL	198			198			0.203	0.402	0.601	156	-	-	156	-	-	0.150	0.375	0.600	
7050	Keys Gate Charter High School -- (7050)	09 ^a	146	331.6	339.0	146	328.5	334.7	-0.058	0.172	0.402	74	316.5	468.9	74	318.0	474.8	-0.554	-0.230	0.093	
7050	Keys Gate Charter High School -- (7050)	09 ^b	-	-	-	-	-	-	-	-	-	33	344.4	492.1	33	343.1	492.1	-0.548	-0.065	0.417	
7050	Keys Gate Charter High School -- (7050)	10 ^b	93	335.2	344.5	93	334.1	343.9	-0.306	-0.019	0.269	69	335.3	481.0	69	333.0	477.2	-0.179	0.155	0.490	
7050	Keys Gate Charter High School -- (7050)	ALL	239			239			-0.082	0.098	0.277	176	-	-	176	-	-	-0.257	-0.048	0.161	
3610	Keys Gate Charter School -- (3610)	03	130	569.1	303.0	130	566.3	297.8	-0.175	0.069	0.312	131	559.8	296.8	131	558.4	289.5	-0.104	0.139	0.381	
3610	Keys Gate Charter School -- (3610)	04	137	614.3	306.1	137	607.6	310.7	-0.641	-0.402	-0.163	139	589.9	302.9	139	593.7	303.5	-0.281	-0.046	0.189	
3610	Keys Gate Charter School -- (3610)	05	132	306.5	318.4	132	304.0	319.7	-0.500	-0.258	-0.016	131	306.6	314.9	131	305.0	311.7	-0.252	-0.010	0.232	
3610	Keys Gate Charter School -- (3610)	06	143	311.4	325.5	143	313.7	322.8	-0.043	0.190	0.422	112	307.3	306.2	112	311.4	309.5	-0.272	-0.010	0.252	
3610	Keys Gate Charter School -- (3610)	07	119	325.3	332.4	119	324.6	329.7	-0.289	-0.035	0.219	73	314.9	314.4	73	316.1	321.1	-0.468	-0.143	0.182	
3610	Keys Gate Charter School -- (3610)	08	141	334.3	337.8	141	330.8	338.2	-0.363	-0.129	0.105	98	323.9	314.2	98	319.6	321.1	-0.717	-0.433	-0.150	
3610	Keys Gate Charter School -- (3610)	08 ^a	-	-	-	-	-	-	-	-	-	16	348.6	504.1	16	345.7	507.6	-1.102	-0.402	0.299	
3610	Keys Gate Charter School -- (3610)	ALL	802			802			-0.191	-0.093	0.005	700	-	-	700	-	-	-0.175	-0.070	0.035	
2332	Kipp Miami-Liberty City -- (2332)	02	65	473.6	557.8	65	477.5	555.7	-0.251	0.093	0.437	67	480.6	523.1	67	485.4	539.3	-0.308	0.031	0.370	

**Table A1
Charter School Evaluation (2020-21) Individual School Results**

W/L	School Name/Number	Grade	English/Language Arts									Mathematics								
			Charter			Traditional			Effect Size of the Difference			Charter			Traditional			Effect Size of the Difference		
			n	Pre	Post	n	Pre	Post	d _{lower}	d	d _{upper}	n	Pre	Post	n	Pre	Post	d _{lower}	d	d _{upper}
2332	Kipp Miami-Liberty City -- (2332)	03	45	525.6	280.2	45	522.4	279.8	-0.460	-0.046	0.367	43	526.1	271.2	43	529.5	279.6	-0.906	-0.477	-0.048
2332	Kipp Miami-Liberty City -- (2332)	05	22	293.9	301.9	22	292.4	309.4	-0.931	-0.336	0.259	21	293.6	296.0	21	294.0	302.8	-0.826	-0.219	0.388
2332	Kipp Miami-Liberty City -- (2332)	06	47	304.3	311.2	47	306.2	315.1	-0.554	-0.150	0.255	46	308.3	311.4	46	310.6	313.3	-0.413	-0.004	0.405
2332	Kipp Miami-Liberty City -- (2332)	07	47	305.9	314.5	47	308.1	312.4	-0.177	0.229	0.634	44	314.9	316.1	44	312.8	311.6	-0.174	0.245	0.665
2332	Kipp Miami-Liberty City -- (2332)	ALL	226			226			-0.183	0.002	0.186	221	-	-	221	-	-	-0.241	-0.054	0.133
5007	Lincoln-Marti Charter Hialeah -- (5007)	02	14	535.6	587.6	14	526.1	600.4	-1.067	-0.321	0.425	14	493.9	566.6	14	496.6	570.7	-1.011	-0.267	0.478
5007	Lincoln-Marti Charter Hialeah -- (5007)	03	19	566.6	291.7	19	561.7	306.3	-0.904	-0.266	0.373	18	586.7	288.4	18	572.2	301.4	-1.010	-0.351	0.308
5007	Lincoln-Marti Charter Hialeah -- (5007)	04	23	588.5	304.6	23	590.7	309.0	-0.860	-0.279	0.302	23	607.4	293.3	23	605.6	311.5	-0.786	-0.207	0.373
5007	Lincoln-Marti Charter Hialeah -- (5007)	05	20	305.8	322.4	20	306.1	320.7	-0.451	0.170	0.791	20	308.1	326.1	20	308.1	310.3	-0.451	0.170	0.791
5007	Lincoln-Marti Charter Hialeah -- (5007)	06	15	313.7	328.5	15	313.9	333.0	-1.004	-0.284	0.435	15	309.5	320.3	15	308.1	317.6	-0.449	0.270	0.989
5007	Lincoln-Marti Charter Hialeah -- (5007)	07	22	322.2	332.5	22	321.0	329.9	-0.825	-0.232	0.361	16	312.7	319.1	16	310.5	315.4	-0.438	0.258	0.954
5007	Lincoln-Marti Charter Hialeah -- (5007)	08	26	319.3	328.6	26	318.4	329.2	-0.604	-0.060	0.483	16	310.5	323.1	16	308.1	315.0	-0.510	0.184	0.879
5007	Lincoln-Marti Charter Hialeah -- (5007)	08 ^a	-	-	-	-	-	-	-	-	-	3	-	-	3	-	-	-	-	-
5007	Lincoln-Marti Charter Hialeah -- (5007)	09 ^a	21	320.0	329.8	21	319.4	328.1	-0.470	0.136	0.742	13	316.5	470.8	13	319.2	487.2	-1.736	-0.924	-0.112
5007	Lincoln-Marti Charter Hialeah -- (5007)	09 ^b	-	-	-	-	-	-	-	-	-	2	-	-	2	-	-	-	-	-
5007	Lincoln-Marti Charter Hialeah -- (5007)	10 ^b	13	335.2	334.6	13	334.8	348.3	-0.821	-0.052	0.717	9	-	-	9	-	-	-	-	-
5007	Lincoln-Marti Charter Hialeah -- (5007)	ALL	173			173			-0.334	-0.123	0.089	135	-	-	135	-	-	-0.323	-0.083	0.158
5043	Lincoln-Marti Charter International Campus -- (5043)	02	26	543.1	578.6	26	534.2	590.0	-0.859	-0.312	0.235	26	511.6	591.2	26	521.3	562.5	-0.529	0.014	0.558
5043	Lincoln-Marti Charter International Campus -- (5043)	03	20	526.9	304.3	20	534.6	294.6	-0.500	0.121	0.741	20	521.0	302.5	20	531.2	283.8	-0.478	0.142	0.763
5043	Lincoln-Marti Charter International Campus -- (5043)	04	22	605.8	315.4	22	605.9	312.6	-0.352	0.241	0.835	22	592.6	321.3	22	590.5	311.4	-0.619	-0.028	0.563
5043	Lincoln-Marti Charter International Campus -- (5043)	05	21	313.2	326.5	21	313.6	329.3	-0.806	-0.200	0.407	21	311.8	328.9	21	312.4	316.7	-0.510	0.095	0.700
5043	Lincoln-Marti Charter International Campus -- (5043)	06	14	315.9	341.9	14	312.6	324.7	-0.563	0.179	0.921	14	333.1	337.6	14	320.4	320.8	-0.007	0.762	1.531
5043	Lincoln-Marti Charter International Campus -- (5043)	07	22	337.4	351.5	22	331.0	337.3	-0.229	0.367	0.963	22	350.9	343.6	22	340.3	330.8	-0.886	-0.291	0.303
5043	Lincoln-Marti Charter International Campus -- (5043)	08	13	338.2	350.0	13	329.2	341.6	-0.680	0.089	0.859	5	-	-	5	-	-	-	-	-
5043	Lincoln-Marti Charter International Campus -- (5043)	08 ^a	-	-	-	-	-	-	-	-	-	8	-	-	8	-	-	-	-	-
5043	Lincoln-Marti Charter International Campus -- (5043)	ALL	138			138			-0.185	0.052	0.289	125	-	-	125	-	-	-0.183	0.066	0.315
5025	Lincoln-Marti Charter Little Havana -- (5025)	02	33	472.2	581.2	33	473.0	573.9	-0.783	-0.298	0.187	33	493.9	598.4	33	500.0	571.8	-0.319	0.164	0.647
5025	Lincoln-Marti Charter Little Havana -- (5025)	03	48	590.1	298.5	48	578.3	305.0	-0.415	-0.015	0.385	48	596.5	299.3	48	583.3	304.0	-0.437	-0.037	0.363
5025	Lincoln-Marti Charter Little Havana -- (5025)	04	48	599.9	314.7	48	599.7	307.4	-0.268	0.132	0.533	49	612.6	325.3	49	607.8	310.8	-0.088	0.310	0.709
5025	Lincoln-Marti Charter Little Havana -- (5025)	05	50	306.1	330.2	50	303.9	317.5	-0.383	0.009	0.401	52	313.9	330.7	52	310.4	320.2	-0.299	0.085	0.470
5025	Lincoln-Marti Charter Little Havana -- (5025)	06	56	312.2	330.0	56	312.4	322.7	-0.297	0.073	0.444	57	326.7	329.8	57	324.6	319.7	0.022	0.393	0.763
5025	Lincoln-Marti Charter Little Havana -- (5025)	07	40	322.8	334.4	40	319.5	327.0	-0.335	0.104	0.542	40	338.6	348.5	40	331.9	327.6	-0.497	-0.059	0.379
5025	Lincoln-Marti Charter Little Havana -- (5025)	08	42	325.2	339.8	42	321.4	336.8	-0.450	-0.023	0.405	10	328.9	356.3	10	317.8	319.4	0.433	1.426	2.418
5025	Lincoln-Marti Charter Little Havana -- (5025)	08 ^a	-	-	-	-	-	-	-	-	-	32	343.0	501.0	32	337.6	498.2	-0.678	-0.187	0.304
5025	Lincoln-Marti Charter Little Havana -- (5025)	ALL	317			317			-0.144	0.012	0.167	321	-	-	321	-	-	-0.005	0.151	0.307
0100	Mater Academy -- (0100)	02	167	525.1	608.8	167	526.3	604.7	-0.069	0.145	0.360	169	526.8	606.6	169	525.6	586.2	-0.160	0.053	0.266
0100	Mater Academy -- (0100)	03	192	590.8	308.5	192	589.9	308.4	-0.205	-0.005	0.195	192	590.6	303.9	192	587.2	305.2	-0.325	-0.124	0.076
0100	Mater Academy -- (0100)	04	187	625.7	313.1	187	622.4	317.8	-0.394	-0.191	0.012	184	626.2	310.9	184	622.0	317.8	-0.372	-0.168	0.037
0100	Mater Academy -- (0100)	05	186	309.8	326.4	186	310.0	326.4	-0.193	0.010	0.214	186	308.5	315.4	186	309.6	319.3	-0.387	-0.184	0.020
0100	Mater Academy -- (0100)	ALL	732			732			-0.117	-0.014	0.088	731	-	-	731	-	-	-0.212	-0.109	-0.007
5054	Mater Academy at Mount Sinai -- (5054)	02	5	-	-	5	-	-	-	-	-	5	-	-	5	-	-	-	-	-
5054	Mater Academy at Mount Sinai -- (5054)	03	3	-	-	3	-	-	-	-	-	3	-	-	3	-	-	-	-	-
5054	Mater Academy at Mount Sinai -- (5054)	04	10	601.9	320.0	10	598.6	315.1	-0.491	0.395	1.281	10	601.5	315.3	10	604.7	309.7	-0.221	0.684	1.588
5054	Mater Academy at Mount Sinai -- (5054)	05	11	315.3	335.6	11	314.6	334.0	-0.741	0.095	0.931	11	312.8	322.7	11	316.1	317.8	-0.342	0.508	1.359
5054	Mater Academy at Mount Sinai -- (5054)	ALL	21			21			-0.372	0.236	0.844	21	-	-	21	-	-	-0.029	0.591	1.210
4010	Mater Academy Bay Elementary -- (4010)	02	45	551.6	620.8	45	543.9	611.0	-0.451	-0.038	0.375	46	552.3	601.7	46	549.6	596.4	-0.210	0.200	0.610
4010	Mater Academy Bay Elementary -- (4010)	03	36	596.1	310.0	36	597.7	311.7	-0.571	-0.108	0.354	35	581.0	297.5	35	587.5	301.7	-0.428	0.040	0.509
4010	Mater Academy Bay Elementary -- (4010)	04	24	634.1	321.9	24	634.5	322.3	-0.587	-0.021	0.545	24	610.7	314.0	24	604.8	311.0	-0.497	0.069	0.635
4010	Mater Academy Bay Elementary -- (4010)	05	32	314.8	331.4	32	312.3	330.2	-0.596	-0.106	0.384	32	310.3	325.2	32	312.8	317.6	0.240	0.747	1.255
4010	Mater Academy Bay Elementary -- (4010)	ALL	137			137			-0.306	-0.069	0.168	137	-	-	137	-	-	0.018	0.257	0.495
6032	Mater Academy Bay Middle -- (6032)	06	37	324.3	333.4	37	325.4	338.7	-0.770	-0.311	0.147	37	319.3	323.9	37	317.2	319.1	-0.166	0.292	0.750
6032	Mater Academy Bay Middle -- (6032)	07	47	329.6	335.9	47	333.1	340.4	-0.556	-0.151	0.254	33	318.2	325.1	33	322.0	326.8	-0.485	-0.003	0.480
6032	Mater Academy Bay Middle -- (6032)	08	39	338.6	349.8	39	335.6	344.4	-0.145	0.301	0.748	25	327.6	333.3	25	327.4	329.5	-0.225	0.334	0.892

**Table A1
Charter School Evaluation (2020-21) Individual School Results**

W/L	School Name/Number	Grade	English/Language Arts									Mathematics									
			Charter			Traditional			Effect Size of the Difference			Charter			Traditional			Effect Size of the Difference			
			n	Pre	Post	n	Pre	Post	d _{lower}	d	d _{upper}	n	Pre	Post	n	Pre	Post	d _{lower}	d	d _{upper}	
0312	Mater Gardens Academy -- (0312)	ALL	330			330				-0.310	-0.157	-0.004	333	-	-	333	-	-	-0.296	-0.144	0.008
5045	Mater Grove Academy -- (5045)	02	80	520.1	604.5	80	520.1	607.1	-0.394	-0.084	0.226	80	523.0	582.9	80	522.4	590.4	-0.556	-0.245	0.066	
5045	Mater Grove Academy -- (5045)	03	109	575.4	308.3	109	578.7	307.4	-0.176	0.089	0.355	110	570.6	304.7	110	569.9	301.4	-0.113	0.152	0.416	
5045	Mater Grove Academy -- (5045)	04	98	608.0	315.4	98	608.9	313.5	-0.112	0.168	0.449	97	595.7	308.9	97	597.2	306.0	-0.074	0.208	0.490	
5045	Mater Grove Academy -- (5045)	05	89	308.8	326.8	89	308.5	324.9	-0.442	-0.148	0.146	90	311.3	318.2	90	311.5	315.2	-0.166	0.126	0.419	
5045	Mater Grove Academy -- (5045)	06	96	317.5	331.4	96	317.1	329.7	-0.181	0.102	0.385	94	319.9	326.1	94	319.1	319.7	0.116	0.405	0.694	
5045	Mater Grove Academy -- (5045)	07	94	329.2	335.8	94	327.9	336.1	-0.396	-0.109	0.177	92	326.2	333.4	92	325.2	327.2	-0.294	-0.005	0.284	
5045	Mater Grove Academy -- (5045)	08	103	338.1	346.6	103	335.4	344.8	-0.302	-0.029	0.244	25	317.4	322.4	25	316.6	318.3	-0.286	0.271	0.828	
5045	Mater Grove Academy -- (5045)	08 ^a	-	-	-	-	-	-	-	-	-	77	340.2	495.5	77	339.8	502.1	-0.726	-0.407	-0.088	
5045	Mater Grove Academy -- (5045)	ALL	669			669			-0.103	0.004	0.111	665	-	-	665	-	-	-0.045	0.063	0.171	
7120	Mater High School -- (7120)	09 ^a	19	336.6	347.4	19	335.4	341.1	-0.044	0.607	1.258	14	333.1	482.2	14	328.5	492.8	-1.309	-0.553	0.203	
7120	Mater High School -- (7120)	09 ^b	-	-	-	-	-	-	-	-	-	3	-	-	3	-	-	-	-	-	
7120	Mater High School -- (7120)	10	5	-	-	5	-	-	-	-	-	-	-	-	-	-	-	-	-	-	
7120	Mater High School -- (7120)	ALL	19			19			-0.044	0.607	1.258	14	-	-	14	-	-	-1.309	-0.553	0.203	
3000	Mater International Academy -- (3000)	02	17	476.5	559.8	17	480.5	576.5	-1.115	-0.434	0.247	17	482.2	545.4	17	485.3	562.5	-1.266	-0.579	0.108	
3000	Mater International Academy -- (3000)	03	32	523.3	292.2	32	530.0	293.1	-0.450	0.040	0.530	32	514.3	285.0	32	520.9	280.7	-0.175	0.318	0.811	
3000	Mater International Academy -- (3000)	04	17	590.5	312.2	17	592.5	302.4	-0.308	0.370	1.049	17	577.1	310.9	17	576.8	296.5	-0.723	-0.051	0.622	
3000	Mater International Academy -- (3000)	05	26	301.2	314.9	26	304.1	317.8	-0.327	0.219	0.764	26	306.1	307.0	26	305.3	311.0	-0.902	-0.354	0.194	
3000	Mater International Academy -- (3000)	ALL	92			92			-0.225	0.065	0.355	92	-	-	92	-	-	-0.394	-0.103	0.189	
6047	Mater International Preparatory -- (6047)	06	66	318.8	331.2	66	317.7	328.6	-0.206	0.136	0.478	67	320.6	320.0	67	321.4	317.1	-0.164	0.175	0.514	
6047	Mater International Preparatory -- (6047)	07	71	326.1	335.2	71	324.6	329.2	-0.426	-0.097	0.232	74	322.5	325.4	74	322.1	319.8	-0.197	0.126	0.448	
6047	Mater International Preparatory -- (6047)	08	47	330.4	341.1	47	328.2	337.9	-0.242	0.163	0.568	21	313.0	314.9	21	309.6	318.6	-1.066	-0.453	0.160	
6047	Mater International Preparatory -- (6047)	08 ^a	-	-	-	-	-	-	-	-	-	24	339.6	505.9	24	335.4	496.8	-0.297	0.272	0.840	
6047	Mater International Preparatory -- (6047)	ALL	184			184			-0.152	0.053	0.258	186	-	-	186	-	-	-0.106	0.098	0.302	
7014	Mater Performing Arts Academy -- (7014)	09 ^a	65	350.3	352.5	65	349.3	352.6	-0.438	-0.094	0.250	12	317.6	481.6	12	319.3	483.3	-0.800	0.000	0.800	
7014	Mater Performing Arts Academy -- (7014)	09 ^b	-	-	-	-	-	-	-	-	-	28	345.2	494.4	28	347.1	499.5	-0.741	-0.216	0.309	
7014	Mater Performing Arts Academy -- (7014)	10 ^b	79	353.6	365.0	79	353.3	361.7	-0.299	0.013	0.325	14	343.5	484.8	14	342.5	485.4	-0.824	-0.083	0.658	
7014	Mater Performing Arts Academy -- (7014)	ALL	144			144			-0.266	-0.035	0.196	54	-	-	54	-	-	-0.511	-0.133	0.245	
3003	Mater Preparatory Academy -- (3003)	02	26	482.7	562.8	26	488.6	581.1	-0.969	-0.420	0.130	25	507.2	549.1	25	508.4	570.8	-1.273	-0.701	-0.129	
3003	Mater Preparatory Academy -- (3003)	03	27	534.9	284.8	27	533.9	284.0	-0.496	0.038	0.571	27	555.0	276.7	27	553.1	285.7	-0.944	-0.405	0.134	
3003	Mater Preparatory Academy -- (3003)	04	22	584.5	297.0	22	584.1	302.2	-0.907	-0.312	0.282	22	595.0	308.2	22	591.7	308.6	-0.666	-0.075	0.517	
3003	Mater Preparatory Academy -- (3003)	05	25	287.6	306.2	25	287.7	313.9	-1.135	-0.569	-0.003	25	301.5	299.3	25	301.7	307.0	-0.957	-0.397	0.163	
3003	Mater Preparatory Academy -- (3003)	ALL	100			100			-0.586	-0.307	-0.027	99	-	-	99	-	-	-0.682	-0.400	-0.117	
6997	Mater Virtual Academy Middle/High -- (6997)	06	2	-	-	2	-	-	-	-	-	2	-	-	2	-	-	-	-	-	
6997	Mater Virtual Academy Middle/High -- (6997)	09	1	-	-	1	-	-	-	-	-	-	-	-	-	-	-	-	-	-	
6997	Mater Virtual Academy Middle/High -- (6997)	10 ^b	3	-	-	3	-	-	-	-	-	1	-	-	1	-	-	-	-	-	
7059	Miami Arts Charter -- (7059)	06	79	324.5	332.4	79	323.3	337.1	-0.445	-0.133	0.180	71	323.5	319.7	71	323.4	330.8	-0.613	-0.283	0.048	
7059	Miami Arts Charter -- (7059)	07	122	333.5	336.2	122	337.6	348.3	-0.320	-0.069	0.182	89	324.3	320.9	89	334.5	341.0	-0.417	-0.123	0.171	
7059	Miami Arts Charter -- (7059)	08	128	336.3	342.1	128	340.7	353.3	-0.376	-0.131	0.115	79	321.4	328.0	79	322.9	333.3	-0.540	-0.227	0.086	
7059	Miami Arts Charter -- (7059)	08 ^a	-	-	-	-	-	-	-	-	-	42	340.4	507.3	42	339.1	508.7	-0.593	-0.165	0.264	
7059	Miami Arts Charter -- (7059)	09 ^a	107	342.5	346.8	107	348.7	356.1	-0.297	-0.029	0.238	72	333.6	484.8	72	333.1	491.6	-0.314	0.013	0.340	
7059	Miami Arts Charter -- (7059)	09 ^b	-	-	-	-	-	-	-	-	-	9	-	-	9	-	-	-	-	-	
7059	Miami Arts Charter -- (7059)	10 ^b	67	349.7	353.9	67	357.8	365.1	-0.378	-0.039	0.300	43	340.0	484.6	43	341.5	486.8	-0.475	-0.052	0.371	
7059	Miami Arts Charter -- (7059)	ALL	503			503			-0.206	-0.082	0.041	396	-	-	396	-	-	-0.284	-0.144	-0.005	
4000	Miami Children's Museum -- (4000)	02	44	517.1	605.4	44	519.8	624.9	-0.957	-0.532	-0.107	44	521.6	589.8	44	527.0	596.1	-0.243	0.176	0.594	
4000	Miami Children's Museum -- (4000)	03	49	560.2	309.4	49	564.6	307.8	-0.201	0.196	0.593	49	554.8	298.2	49	554.6	302.9	-0.689	-0.291	0.107	
4000	Miami Children's Museum -- (4000)	04	51	625.9	326.1	51	632.8	326.3	-0.313	0.075	0.463	51	607.2	320.7	51	617.4	318.3	0.007	0.399	0.791	
4000	Miami Children's Museum -- (4000)	05	27	314.9	332.9	27	314.8	328.3	-0.175	0.363	0.901	27	311.3	327.1	27	313.1	324.8	-0.151	0.388	0.926	
4000	Miami Children's Museum -- (4000)	ALL	171			171			-0.211	0.003	0.216	171	-	-	171	-	-	-0.072	0.141	0.354	
7058	Miami Community Charter High School -- (7058)	09 ^a	34	325.5	333.2	34	321.7	332.1	-0.594	-0.118	0.358	23	307.4	470.0	23	313.8	469.9	-0.878	-0.297	0.285	
7058	Miami Community Charter High School -- (7058)	09 ^b	-	-	-	-	-	-	-	-	-	5	-	-	5	-	-	-	-	-	
7058	Miami Community Charter High School -- (7058)	10 ^b	37	334.6	338.1	37	333.1	338.8	-0.631	-0.174	0.282	10	328.2	456.3	10	330.3	483.3	-0.899	-0.023	0.854	
7058	Miami Community Charter High School -- (7058)	ALL	71			71			-0.477	-0.147	0.182	33	-	-	33	-	-	-0.697	-0.213	0.271	

**Table A1
Charter School Evaluation (2020-21) Individual School Results**

W/L	School Name/Number	Grade	English/Language Arts									Mathematics								
			Charter			Traditional			Effect Size of the Difference			Charter			Traditional			Effect Size of the Difference		
			n	Pre	Post	n	Pre	Post	d _{lower}	d	d _{upper}	n	Pre	Post	n	Pre	Post	d _{lower}	d	d _{upper}
6048	Miami Community Charter Middle -- (6048)	06	61	311.8	308.8	61	306.2	315.4	-0.501	-0.146	0.210	61	315.5	307.7	61	309.7	315.6	-0.431	-0.076	0.279
6048	Miami Community Charter Middle -- (6048)	07	65	318.1	324.1	65	314.1	322.6	-0.482	-0.138	0.206	44	308.7	312.2	44	307.4	309.5	-0.302	0.116	0.535
6048	Miami Community Charter Middle -- (6048)	08	66	316.0	327.8	66	315.9	325.7	-0.176	0.166	0.508	26	305.2	315.2	26	306.8	314.5	-0.437	0.107	0.651
6048	Miami Community Charter Middle -- (6048)	08 ^a	-	-	-	-	-	-	-	-	-	23	325.0	483.8	23	329.7	480.9	-0.157	0.428	1.013
6048	Miami Community Charter Middle -- (6048)	ALL	192	-	-	192	-	-	-0.236	-0.036	0.164	154	-	-	154	-	-	-0.140	0.084	0.308
0102	Miami Community Charter School -- (0102)	02	52	516.1	573.2	52	518.3	584.4	-0.664	-0.278	0.108	51	519.8	545.1	51	522.1	560.2	-0.363	0.026	0.414
0102	Miami Community Charter School -- (0102)	03	47	567.3	292.7	47	562.4	294.8	-0.658	-0.252	0.154	45	566.2	280.7	45	560.0	287.4	-0.511	-0.098	0.316
0102	Miami Community Charter School -- (0102)	04	47	592.5	299.6	47	588.1	297.1	-0.355	0.050	0.454	50	576.0	291.9	50	580.1	301.4	-0.479	-0.086	0.306
0102	Miami Community Charter School -- (0102)	05	54	298.6	307.2	54	298.7	308.6	-0.474	-0.097	0.281	57	299.4	297.5	57	301.4	301.1	-0.439	-0.072	0.295
0102	Miami Community Charter School -- (0102)	ALL	200	-	-	200	-	-	-0.342	-0.145	0.051	203	-	-	203	-	-	-0.251	-0.057	0.138
7069	North Park High School -- (7069)	09	1	-	-	1	-	-	-	-	-	-	-	-	-	-	-	-	-	-
7069	North Park High School -- (7069)	10 ^b	7	-	-	7	-	-	-	-	-	1	-	-	1	-	-	-	-	-
3032	Palm Glades Preparatory Academy -- (3032)	06	54	307.1	314.8	54	308.4	315.2	-0.326	0.051	0.429	54	305.0	318.9	54	309.1	306.8	-0.152	0.227	0.605
3032	Palm Glades Preparatory Academy -- (3032)	07	82	317.8	320.3	82	316.9	322.4	-0.519	-0.212	0.095	62	311.4	314.6	62	313.4	319.1	-0.500	-0.147	0.205
3032	Palm Glades Preparatory Academy -- (3032)	08	77	314.7	325.5	77	315.7	326.5	-0.355	-0.039	0.277	66	309.4	313.0	66	309.6	315.9	-0.512	-0.171	0.171
3032	Palm Glades Preparatory Academy -- (3032)	08 ^a	-	-	-	-	-	-	-	-	-	11	340.1	495.9	11	335.8	505.7	-1.877	-0.987	-0.097
3032	Palm Glades Preparatory Academy -- (3032)	ALL	213	-	-	213	-	-	-0.272	-0.082	0.108	193	-	-	193	-	-	-0.293	-0.093	0.108
7032	Palm Glades Preparatory High School -- (7032)	09 ^a	72	316.2	325.0	72	314.9	325.1	-0.392	-0.065	0.262	60	314.7	460.2	60	315.9	479.4	-0.365	-0.008	0.350
7032	Palm Glades Preparatory High School -- (7032)	09 ^b	-	-	-	-	-	-	-	-	-	2	-	-	2	-	-	-	-	-
7032	Palm Glades Preparatory High School -- (7032)	10 ^b	56	322.2	330.1	56	322.9	332.2	-0.483	-0.113	0.258	44	317.6	463.3	44	320.8	469.1	-0.584	-0.165	0.253
7032	Palm Glades Preparatory High School -- (7032)	ALL	128	-	-	128	-	-	-0.331	-0.086	0.159	104	-	-	104	-	-	-0.346	-0.074	0.198
6099	Phoenix Academy Of Excellence -- (6099)	08	11	292.3	305.2	11	290.1	305.9	-1.078	-0.239	0.600	13	291.5	300.6	13	287.1	295.3	-0.624	0.146	0.916
6099	Phoenix Academy Of Excellence -- (6099)	ALL	11	-	-	11	-	-	-1.078	-0.239	0.600	13	-	-	13	-	-	-0.624	0.146	0.916
6057	Phoenix Academy of Excellence North -- (6057)	07	4	-	-	4	-	-	-	-	-	4	-	-	4	-	-	-	-	-
7053	Pinecrest Academy Charter High -- (7053)	09 ^a	134	343.7	348.6	134	344.1	349.7	-0.369	-0.130	0.110	37	327.2	489.6	37	328.1	481.7	-0.013	0.448	0.910
7053	Pinecrest Academy Charter High -- (7053)	09 ^b	-	-	-	-	-	-	-	-	-	51	347.6	495.2	51	346.7	497.7	-0.575	-0.186	0.203
7053	Pinecrest Academy Charter High -- (7053)	10 ^b	82	351.0	361.8	82	351.3	357.9	-0.356	-0.050	0.256	31	347.5	487.9	31	344.4	485.4	-0.548	-0.051	0.447
7053	Pinecrest Academy Charter High -- (7053)	ALL	216	-	-	216	-	-	-0.288	-0.099	0.089	119	-	-	119	-	-	-0.212	0.044	0.299
6022	Pinecrest Academy Charter Middle -- (6022)	06	122	323.9	335.7	122	325.5	338.0	-0.339	-0.088	0.163	122	332.9	324.7	122	331.0	327.2	-0.433	-0.181	0.070
6022	Pinecrest Academy Charter Middle -- (6022)	07	104	331.7	339.3	104	332.4	340.9	-0.386	-0.114	0.158	73	327.3	328.1	73	329.2	333.8	-0.429	-0.104	0.220
6022	Pinecrest Academy Charter Middle -- (6022)	08	107	337.5	344.6	107	336.2	348.0	-0.419	-0.150	0.118	45	325.1	321.0	45	322.2	323.6	-0.736	-0.320	0.095
6022	Pinecrest Academy Charter Middle -- (6022)	08 ^a	-	-	-	-	-	-	-	-	-	37	336.1	501.9	37	337.1	503.1	-0.472	-0.016	0.440
6022	Pinecrest Academy Charter Middle -- (6022)	ALL	333	-	-	333	-	-	-0.268	-0.116	0.036	277	-	-	277	-	-	-0.328	-0.161	0.006
5048	Pinecrest Academy School -- (5048)	02	57	525.4	615.4	57	522.6	614.0	-0.363	0.004	0.371	57	548.2	592.8	57	541.2	594.2	-0.497	-0.130	0.238
5048	Pinecrest Academy School -- (5048)	03	67	584.4	311.9	67	583.6	307.6	-0.305	0.033	0.372	67	584.3	302.6	67	579.9	308.3	-0.525	-0.186	0.154
5048	Pinecrest Academy School -- (5048)	ALL	124	-	-	124	-	-	-0.229	0.020	0.269	124	-	-	124	-	-	-0.409	-0.160	0.089
0342	Pinecrest Academy South Campus -- (0342)	02	102	523.0	619.3	102	523.4	610.4	-0.320	-0.046	0.229	102	526.3	589.1	102	524.5	593.3	-0.415	-0.141	0.134
0342	Pinecrest Academy South Campus -- (0342)	03	103	594.8	311.5	103	597.7	309.6	-0.057	0.217	0.491	101	570.7	303.0	101	573.9	305.6	-0.392	-0.116	0.160
0342	Pinecrest Academy South Campus -- (0342)	04	78	634.5	322.6	78	637.4	321.9	-0.205	0.109	0.423	78	619.7	322.1	78	622.9	322.2	-0.270	0.044	0.358
0342	Pinecrest Academy South Campus -- (0342)	05	81	311.4	328.9	81	312.3	329.4	-0.287	0.021	0.328	81	315.7	325.5	81	316.0	327.3	-0.394	-0.086	0.222
0342	Pinecrest Academy South Campus -- (0342)	ALL	364	-	-	364	-	-	-0.069	0.076	0.222	362	-	-	362	-	-	-0.227	-0.082	0.064
5049	Pinecrest Cove Academy -- (5049)	02	83	543.6	619.8	83	538.9	620.7	-0.417	-0.113	0.192	83	529.8	591.9	83	526.5	595.0	-0.460	-0.155	0.150
5049	Pinecrest Cove Academy -- (5049)	03	125	594.0	314.0	125	595.5	310.4	-0.088	0.160	0.408	125	579.3	314.1	125	578.1	306.9	-0.249	-0.001	0.247
5049	Pinecrest Cove Academy -- (5049)	04	106	635.8	327.4	106	637.6	325.2	-0.275	-0.006	0.263	106	621.6	322.7	106	616.2	317.3	-0.198	0.071	0.341
5049	Pinecrest Cove Academy -- (5049)	05	92	316.2	335.0	92	315.9	336.1	-0.390	-0.101	0.188	92	319.1	329.0	92	316.8	331.0	-0.552	-0.262	0.028
5049	Pinecrest Cove Academy -- (5049)	06	68	331.5	342.1	68	330.5	340.5	-0.261	0.075	0.411	68	333.1	331.8	68	332.3	331.1	-0.316	0.020	0.356
5049	Pinecrest Cove Academy -- (5049)	07	84	341.5	348.1	84	340.5	345.4	-0.303	-0.001	0.302	85	345.7	342.2	85	343.3	343.1	-0.555	-0.253	0.049
5049	Pinecrest Cove Academy -- (5049)	08	84	338.6	351.4	84	339.5	346.1	-0.069	0.234	0.538	14	314.4	317.6	14	317.4	326.1	-1.463	-0.698	0.067
5049	Pinecrest Cove Academy -- (5049)	08 ^a	-	-	-	-	-	-	-	-	-	70	335.2	504.4	70	336.5	503.9	-0.169	0.163	0.494
5049	Pinecrest Cove Academy -- (5049)	ALL	642	-	-	642	-	-	-0.070	0.040	0.149	643	-	-	643	-	-	-0.183	-0.074	0.036
2031	Pinecrest Glades Academy -- (2031)	02	103	530.1	616.0	103	527.0	607.1	-0.245	0.028	0.301	104	531.0	593.1	104	531.3	587.1	-0.109	0.163	0.435
2031	Pinecrest Glades Academy -- (2031)	03	104	589.1	308.1	104	587.8	310.4	-0.466	-0.193	0.079	108	572.8	299.5	108	572.0	298.5	-0.221	0.046	0.312
2031	Pinecrest Glades Academy -- (2031)	04	104	619.2	319.4	104	622.2	322.4	-0.290	-0.018	0.254	106	608.9	313.4	106	611.2	312.1	-0.160	0.109	0.379

**Table A1
Charter School Evaluation (2020-21) Individual School Results**

W/L	School Name/Number	Grade	English/Language Arts									Mathematics								
			Charter			Traditional			Effect Size of the Difference			Charter			Traditional			Effect Size of the Difference		
			n	Pre	Post	n	Pre	Post	d_{lower}	d	d_{upper}	n	Pre	Post	n	Pre	Post	d_{lower}	d	d_{upper}
2031	Pinecrest Glades Academy -- (2031)	05	117	311.6	328.8	117	312.9	328.6	-0.158	0.098	0.355	120	315.6	321.0	120	315.9	319.1	-0.126	0.127	0.380
2031	Pinecrest Glades Academy -- (2031)	ALL	428			428			-0.152	-0.018	0.117	438	-	-	438	-	-	-0.021	0.111	0.244
7027	Pinecrest Glades Preparatory Academy -- (7027)	06	171	322.2	336.8	171	324.1	335.8	0.001	0.213	0.426	170	324.9	325.8	170	326.9	322.8	-0.187	0.026	0.239
7027	Pinecrest Glades Preparatory Academy -- (7027)	07	129	331.1	340.4	129	330.7	339.4	-0.182	0.062	0.306	70	325.4	327.9	70	328.1	330.8	-0.554	-0.221	0.111
7027	Pinecrest Glades Preparatory Academy -- (7027)	08	147	337.0	347.2	147	336.7	346.2	-0.325	-0.097	0.132	38	322.4	322.6	38	321.7	321.4	-0.408	0.042	0.491
7027	Pinecrest Glades Preparatory Academy -- (7027)	08 ^a	-	-	-	-	-	-	-	-	-	28	331.3	493.0	28	334.0	487.8	-0.099	0.431	0.961
7027	Pinecrest Glades Preparatory Academy -- (7027)	09 ^a	76	341.4	346.6	76	340.6	347.9	-0.495	-0.176	0.142	11	324.1	477.7	11	323.6	478.7	-0.918	-0.082	0.754
7027	Pinecrest Glades Preparatory Academy -- (7027)	09 ^b	-	-	-	-	-	-	-	-	-	45	339.0	493.5	45	345.0	497.1	-0.448	-0.035	0.378
7027	Pinecrest Glades Preparatory Academy -- (7027)	10 ^b	49	349.3	357.2	49	348.3	358.9	-0.628	-0.231	0.166	7	-	-	7	-	-	-	-	-
7027	Pinecrest Glades Preparatory Academy -- (7027)	ALL	572			572			-0.106	0.010	0.126	362	-	-	362	-	-	-0.146	0.000	0.146
5004	Pinecrest North Preparatory -- (5004)	02	56	526.6	610.9	56	519.9	602.9	-0.176	0.195	0.567	56	535.5	594.1	56	526.9	578.0	-0.374	-0.003	0.367
5004	Pinecrest North Preparatory -- (5004)	03	48	581.0	302.5	48	580.1	311.0	-0.395	0.005	0.405	48	579.4	293.1	48	577.6	304.2	-0.692	-0.290	0.113
5004	Pinecrest North Preparatory -- (5004)	04	72	625.9	320.8	72	624.3	317.9	-0.425	-0.098	0.229	73	633.9	321.5	73	632.4	320.3	-0.276	0.048	0.372
5004	Pinecrest North Preparatory -- (5004)	05	68	313.9	334.1	68	313.2	333.1	-0.303	0.033	0.369	66	315.4	319.3	66	313.7	326.3	-0.561	-0.219	0.124
5004	Pinecrest North Preparatory -- (5004)	06	140	321.8	333.6	140	319.9	331.5	-0.203	0.031	0.266	140	327.5	327.7	140	324.4	317.7	-0.040	0.195	0.430
5004	Pinecrest North Preparatory -- (5004)	07	93	332.4	343.2	93	331.9	337.9	-0.291	-0.003	0.284	93	336.3	344.8	93	334.0	331.1	-0.101	0.187	0.475
5004	Pinecrest North Preparatory -- (5004)	08 ^a	20	339.2	354.5	20	337.2	348.3	-0.212	0.415	1.041	20	346.8	515.9	20	340.8	497.6	-0.193	0.434	1.062
5004	Pinecrest North Preparatory -- (5004)	ALL	497			497			-0.087	0.037	0.162	496	-	-	496	-	-	-0.068	0.057	0.182
0600	Pinecrest Preparatory Academy -- (0600)	02	78	530.4	609.5	78	533.9	620.1	-0.431	-0.117	0.198	78	512.1	596.6	78	517.4	596.7	-0.403	-0.089	0.225
0600	Pinecrest Preparatory Academy -- (0600)	03	73	586.3	304.7	73	590.8	312.9	-0.611	-0.285	0.041	74	564.2	300.4	74	568.6	303.3	-0.452	-0.130	0.193
0600	Pinecrest Preparatory Academy -- (0600)	04	70	619.4	319.2	70	624.9	325.1	-0.392	-0.061	0.271	70	619.0	320.9	70	620.6	321.5	-0.367	-0.036	0.296
0600	Pinecrest Preparatory Academy -- (0600)	05	72	314.3	326.8	72	315.2	335.0	-0.306	0.021	0.347	72	312.4	306.7	72	312.6	323.5	-0.479	-0.152	0.176
0600	Pinecrest Preparatory Academy -- (0600)	ALL	293			293			-0.273	-0.111	0.051	294	-	-	294	-	-	-0.264	-0.102	0.060
0400	Renaissance Elementary Charter -- (0400)	03	115	588.0	315.3	115	586.5	311.9	-0.167	0.091	0.350	114	569.9	313.2	114	571.8	304.5	-0.190	0.070	0.329
0400	Renaissance Elementary Charter -- (0400)	04	127	629.9	326.4	127	625.7	323.3	-0.111	0.135	0.382	127	615.7	322.2	127	613.0	320.4	-0.238	0.008	0.254
0400	Renaissance Elementary Charter -- (0400)	05	114	313.0	335.5	114	311.5	333.2	-0.164	0.096	0.356	114	316.3	327.9	114	313.9	328.0	-0.424	-0.164	0.096
0400	Renaissance Elementary Charter -- (0400)	ALL	356			356			-0.038	0.109	0.256	355	-	-	355	-	-	-0.175	-0.027	0.120
6028	Renaissance Middle Charter -- (6028)	06	74	311.8	328.8	74	311.5	327.5	-0.395	-0.073	0.250	61	308.9	319.7	61	308.0	314.6	0.004	0.361	0.719
6028	Renaissance Middle Charter -- (6028)	07	84	320.4	330.6	84	317.0	331.7	-0.542	-0.239	0.065	50	316.5	320.5	50	315.5	321.1	-0.487	-0.095	0.297
6028	Renaissance Middle Charter -- (6028)	08	84	328.8	333.7	84	323.4	336.5	-0.669	-0.364	-0.059	30	317.2	319.6	30	313.9	323.2	-0.854	-0.344	0.166
6028	Renaissance Middle Charter -- (6028)	08 ^a	-	-	-	-	-	-	-	-	-	54	339.0	500.0	54	335.9	511.7	-1.203	-0.811	-0.418
6028	Renaissance Middle Charter -- (6028)	ALL	242			242			-0.410	-0.231	-0.052	195	-	-	195	-	-	-0.379	-0.178	0.024
7108	SLAM Academy High School -- (7108)	09 ^a	74	329.3	335.6	74	328.5	335.1	-0.331	-0.009	0.314	25	320.6	472.9	25	317.4	481.0	-0.841	-0.284	0.273
7108	SLAM Academy High School -- (7108)	09 ^b	-	-	-	-	-	-	-	-	-	16	340.6	477.7	16	338.2	490.3	-0.682	0.011	0.704
7108	SLAM Academy High School -- (7108)	10 ^b	31	332.2	348.8	31	330.2	338.3	-0.274	0.226	0.725	5	-	-	5	-	-	-	-	-
7108	SLAM Academy High School -- (7108)	ALL	105			105			-0.210	0.060	0.331	41	-	-	41	-	-	-0.602	-0.168	0.266
6053	Somerset Acad Middle (South Miami) -- (6053)	06	27	330.1	353.2	27	332.0	340.9	-0.472	0.061	0.595	27	337.2	340.1	27	333.3	336.3	-0.474	0.059	0.593
6053	Somerset Acad Middle (South Miami) -- (6053)	07	21	343.3	356.2	21	343.2	349.5	0.108	0.734	1.359	21	346.3	354.4	21	344.1	344.6	-0.413	0.193	0.800
6053	Somerset Acad Middle (South Miami) -- (6053)	08 ^a	30	351.6	360.9	30	347.0	356.2	-0.395	0.112	0.618	29	353.6	520.7	29	349.4	518.9	-0.732	-0.215	0.301
6053	Somerset Acad Middle (South Miami) -- (6053)	ALL	78			78			-0.063	0.253	0.570	77	-	-	77	-	-	-0.324	-0.007	0.309
0520	Somerset Academy -- (0520)	02	109	527.1	610.0	109	523.3	606.8	-0.196	0.069	0.335	109	523.0	593.6	109	518.6	580.3	-0.116	0.150	0.416
0520	Somerset Academy -- (0520)	03	113	589.9	306.9	113	586.0	307.4	-0.380	-0.119	0.142	114	584.5	296.9	114	580.4	299.2	-0.372	-0.112	0.148
0520	Somerset Academy -- (0520)	04	118	621.6	316.9	118	624.4	318.4	-0.360	-0.105	0.150	117	619.5	316.4	117	620.1	317.9	-0.379	-0.123	0.134
0520	Somerset Academy -- (0520)	05	72	312.7	329.7	72	313.3	329.8	-0.288	0.039	0.366	72	311.0	317.0	72	312.4	316.7	-0.237	0.090	0.417
0520	Somerset Academy -- (0520)	ALL	412			412			-0.174	-0.038	0.099	412	-	-	412	-	-	-0.147	-0.010	0.126
0332	Somerset Academy (Silver Palms) -- (0332)	02	144	541.2	604.6	144	536.8	611.3	-0.502	-0.270	-0.038	144	523.2	576.0	144	520.9	585.4	-0.210	0.021	0.252
0332	Somerset Academy (Silver Palms) -- (0332)	03	139	579.2	307.2	139	581.4	307.6	-0.245	-0.010	0.225	140	563.5	299.6	140	565.5	298.2	-0.162	0.073	0.307
0332	Somerset Academy (Silver Palms) -- (0332)	04	138	621.4	320.1	138	622.2	317.6	-0.119	0.117	0.353	137	599.8	316.3	137	602.7	317.2	-0.260	-0.023	0.214
0332	Somerset Academy (Silver Palms) -- (0332)	05	145	311.6	330.9	145	312.7	330.0	-0.227	0.003	0.233	146	313.3	325.8	146	312.9	323.3	-0.016	0.214	0.444
0332	Somerset Academy (Silver Palms) -- (0332)	06	206	321.7	335.3	206	323.0	335.4	-0.097	0.096	0.289	206	327.6	327.0	206	327.3	331.2	-0.255	-0.062	0.131
0332	Somerset Academy (Silver Palms) -- (0332)	07	227	332.6	341.1	227	332.4	339.9	-0.088	0.096	0.280	199	337.9	335.4	199	336.6	336.9	-0.407	-0.210	-0.013
0332	Somerset Academy (Silver Palms) -- (0332)	08	183	337.3	346.7	183	338.9	347.5	-0.164	0.041	0.246	100	327.8	334.1	100	328.4	334.9	-0.299	-0.022	0.255
0332	Somerset Academy (Silver Palms) -- (0332)	08 ^a	-	-	-	-	-	-	-	-	-	45	341.6	508.2	45	343.6	506.2	-0.184	0.231	0.646

**Table A1
Charter School Evaluation (2020-21) Individual School Results**

W/L	School Name/Number	Grade	English/Language Arts									Mathematics										
			Charter			Traditional			Effect Size of the Difference			Charter			Traditional			Effect Size of the Difference				
			n	Pre	Post	n	Pre	Post	d _{lower}	d	d _{upper}	n	Pre	Post	n	Pre	Post	d _{lower}	d	d _{upper}		
0332	Somerset Academy (Silver Palms) -- (0332)	ALL	1182	-	-	1182	-	-	-	-0.059	0.022	0.102	1117	-	-	1117	-	-	-	-0.088	-0.005	0.078
4012	Somerset Academy at Silver Palms -- (4012)	02	62	512.8	595.6	62	515.7	597.2	-0.447	-0.095	0.258	61	519.2	570.9	61	520.0	579.7	-0.732	-0.374	-0.016		
4012	Somerset Academy at Silver Palms -- (4012)	03	45	574.4	304.3	45	581.8	308.6	-0.707	-0.291	0.124	45	556.2	303.8	45	562.2	296.4	-0.130	0.286	0.701		
4012	Somerset Academy at Silver Palms -- (4012)	04	53	609.1	314.7	53	610.5	311.5	-0.197	0.185	0.566	53	601.5	312.5	53	601.5	311.9	-0.350	0.031	0.412		
4012	Somerset Academy at Silver Palms -- (4012)	05	37	307.5	325.9	37	309.1	326.1	-0.332	0.124	0.580	37	315.1	334.9	37	313.6	321.8	0.218	0.687	1.157		
4012	Somerset Academy at Silver Palms -- (4012)	ALL	197	-	-	197	-	-	-0.221	-0.023	0.175	196	-	-	196	-	-	-0.117	0.083	0.282		
5062	Somerset Academy Bay -- (5062)	02	44	527.6	610.8	44	526.8	614.2	-0.464	-0.046	0.372	44	534.0	599.0	44	529.9	588.1	-0.204	0.215	0.634		
5062	Somerset Academy Bay -- (5062)	03	63	601.8	315.4	63	597.6	314.5	-0.374	-0.025	0.324	63	588.1	308.1	63	583.4	305.5	-0.240	0.109	0.459		
5062	Somerset Academy Bay -- (5062)	04	60	631.5	325.2	60	628.1	326.7	-0.486	-0.128	0.230	60	627.3	323.1	60	625.5	320.9	-0.142	0.217	0.576		
5062	Somerset Academy Bay -- (5062)	05	45	318.2	339.3	45	320.9	335.7	-0.474	-0.060	0.353	45	314.3	324.1	45	312.9	318.8	-0.430	-0.016	0.397		
5062	Somerset Academy Bay -- (5062)	ALL	212	-	-	212	-	-	-0.256	-0.066	0.124	212	-	-	212	-	-	-0.056	0.135	0.325		
6128	Somerset Academy Bay Middle -- (6128)	06	82	328.7	343.8	82	325.8	337.9	-0.302	0.004	0.311	82	323.7	335.9	82	328.0	329.7	-0.264	0.042	0.349		
6128	Somerset Academy Bay Middle -- (6128)	07	77	337.1	347.6	77	340.3	348.4	-0.187	0.130	0.446	77	335.8	347.3	77	338.7	340.8	-0.218	0.098	0.414		
6128	Somerset Academy Bay Middle -- (6128)	08 ^a	49	344.4	354.6	49	343.3	353.4	-0.337	0.059	0.456	49	341.8	350.7	49	341.3	350.4	-0.439	-0.043	0.353		
6128	Somerset Academy Bay Middle -- (6128)	ALL	208	-	-	208	-	-	-0.129	0.064	0.256	208	-	-	208	-	-	-0.150	0.043	0.235		
0339	Somerset Academy Charter Elementary -- (0339)	02	62	503.2	610.5	62	506.2	591.1	-0.106	0.247	0.601	62	490.6	572.0	62	492.1	556.5	-0.084	0.270	0.624		
0339	Somerset Academy Charter Elementary -- (0339)	03	74	580.1	310.2	74	578.2	303.2	0.082	0.408	0.734	75	555.7	300.5	75	557.5	291.0	0.309	0.637	0.965		
0339	Somerset Academy Charter Elementary -- (0339)	04	79	617.8	313.3	79	619.2	318.0	-0.424	-0.112	0.200	78	592.9	307.9	78	596.9	307.7	-0.204	0.110	0.424		
0339	Somerset Academy Charter Elementary -- (0339)	05	94	307.1	326.0	94	306.9	320.2	0.055	0.343	0.631	95	306.0	320.7	95	307.9	307.5	0.580	0.878	1.176		
0339	Somerset Academy Charter Elementary -- (0339)	ALL	309	-	-	309	-	-	0.063	0.222	0.380	310	-	-	310	-	-	0.332	0.493	0.654		
7042	Somerset Academy Charter High -- (7042)	09 ^a	170	337.4	344.8	170	337.7	343.5	-0.072	0.141	0.353	96	329.3	490.6	96	328.1	483.0	0.048	0.333	0.618		
7042	Somerset Academy Charter High -- (7042)	09 ^b	-	-	-	-	-	-	-	-	-	51	351.2	510.3	51	351.8	506.2	-0.142	0.247	0.637		
7042	Somerset Academy Charter High -- (7042)	10 ^b	140	344.8	351.9	140	344.3	349.8	-0.164	0.070	0.305	92	342.6	492.8	92	341.6	484.1	-0.116	0.173	0.463		
7042	Somerset Academy Charter High -- (7042)	ALL	310	-	-	310	-	-	-0.049	0.109	0.266	239	-	-	239	-	-	0.073	0.253	0.433		
2007	Somerset Academy Elementary -- (2007)	02	26	568.7	633.9	26	564.2	638.8	-0.680	-0.136	0.408	26	561.2	628.0	26	555.4	619.6	-0.346	0.199	0.744		
2007	Somerset Academy Elementary -- (2007)	03	36	623.2	319.8	36	608.2	319.1	-0.540	-0.078	0.384	36	604.9	308.7	36	593.9	311.9	-0.881	-0.414	0.053		
2007	Somerset Academy Elementary -- (2007)	04	9	-	-	9	-	-	-	-	-	9	-	-	9	-	-	-	-	-		
2007	Somerset Academy Elementary -- (2007)	05	23	319.4	341.6	23	318.1	344.4	-0.867	-0.286	0.295	23	329.2	342.2	23	322.1	336.8	-0.762	-0.183	0.397		
2007	Somerset Academy Elementary -- (2007)	ALL	85	-	-	85	-	-	-0.453	-0.152	0.150	85	-	-	85	-	-	-0.465	-0.162	0.140		
7034	Somerset Academy High South (Homestead) -- (7034)	09 ^a	111	330.8	336.7	111	329.8	335.6	-0.236	0.027	0.290	59	317.7	480.9	59	318.2	482.1	-0.414	-0.054	0.307		
7034	Somerset Academy High South (Homestead) -- (7034)	09 ^b	-	-	-	-	-	-	-	-	-	34	345.7	497.9	34	343.7	488.6	-0.183	0.295	0.773		
7034	Somerset Academy High South (Homestead) -- (7034)	10 ^b	95	335.7	348.3	95	335.7	344.1	-0.158	0.126	0.411	58	346.7	484.3	58	341.7	479.8	-0.399	-0.035	0.329		
7034	Somerset Academy High South (Homestead) -- (7034)	ALL	206	-	-	206	-	-	-0.120	0.073	0.266	151	-	-	151	-	-	-0.194	0.032	0.257		
4037	Somerset Academy Kendall -- (4037)	02	25	539.6	603.9	25	537.0	612.4	-0.758	-0.203	0.353	25	553.1	599.9	25	549.8	582.4	-0.225	0.333	0.892		
4037	Somerset Academy Kendall -- (4037)	03	17	570.0	312.4	17	568.0	309.1	-0.707	-0.035	0.638	17	547.0	302.5	17	555.6	289.8	-0.300	0.379	1.057		
4037	Somerset Academy Kendall -- (4037)	04	11	617.4	314.1	11	619.5	318.2	-1.019	-0.181	0.657	11	617.8	318.3	11	607.5	304.0	-0.236	0.621	1.479		
4037	Somerset Academy Kendall -- (4037)	05	19	308.8	319.8	19	310.5	325.0	-0.761	-0.124	0.512	19	310.3	301.5	19	310.6	316.9	-0.997	-0.356	0.286		
4037	Somerset Academy Kendall -- (4037)	ALL	72	-	-	72	-	-	-0.466	-0.139	0.188	72	-	-	72	-	-	-0.126	0.204	0.534		
6004	Somerset Academy Middle -- (6004)	06	64	319.0	333.3	64	319.4	328.5	-0.220	0.127	0.474	64	327.9	327.3	64	326.8	324.4	-0.163	0.185	0.532		
6004	Somerset Academy Middle -- (6004)	07	65	329.8	338.4	65	328.4	338.9	-0.375	-0.031	0.313	46	320.1	326.5	46	325.1	327.2	-0.166	0.244	0.654		
6004	Somerset Academy Middle -- (6004)	08	79	340.2	347.4	79	339.5	348.1	-0.435	-0.123	0.189	19	318.6	319.7	19	320.9	325.4	-1.190	-0.542	0.106		
6004	Somerset Academy Middle -- (6004)	08 ^a	-	-	-	-	-	-	-	-	-	43	337.1	500.0	43	338.2	500.2	-0.367	0.056	0.479		
6004	Somerset Academy Middle -- (6004)	ALL	208	-	-	208	-	-	-0.210	-0.017	0.175	172	-	-	172	-	-	-0.122	0.090	0.302		
6013	Somerset Academy Middle South -- (6013)	06	120	319.1	330.2	120	319.5	331.0	-0.281	-0.028	0.225	120	322.8	320.5	120	323.8	323.9	-0.341	-0.088	0.165		
6013	Somerset Academy Middle South -- (6013)	07	134	327.6	338.1	134	326.8	336.4	-0.151	0.089	0.328	110	325.7	332.0	110	326.4	328.2	-0.290	-0.026	0.238		
6013	Somerset Academy Middle South -- (6013)	08	184	333.5	341.5	184	331.8	340.3	-0.219	-0.015	0.190	89	316.0	328.6	89	317.5	322.0	-0.064	0.231	0.525		
6013	Somerset Academy Middle South -- (6013)	08 ^a	-	-	-	-	-	-	-	-	-	43	335.4	500.3	43	335.9	495.0	-0.260	0.164	0.587		
6013	Somerset Academy Middle South -- (6013)	ALL	438	-	-	438	-	-	-0.119	0.013	0.146	362	-	-	362	-	-	-0.107	0.039	0.185		
6046	Somerset Academy Sunset Middle -- (6046)	06	30	314.7	328.6	30	315.5	326.0	-0.240	0.268	0.776	30	316.0	321.8	30	313.0	315.1	-0.125	0.386	0.897		
6046	Somerset Academy Sunset Middle -- (6046)	07	29	321.8	330.4	29	319.4	331.6	-0.725	-0.209	0.307	23	311.0	320.0	23	315.5	319.0	-0.524	0.054	0.632		
6046	Somerset Academy Sunset Middle -- (6046)	08	38	331.4	341.0	38	332.4	337.6	-0.107	0.346	0.799	22	314.2	333.1	22	316.5	324.0	-0.007	0.598	1.203		
6046	Somerset Academy Sunset Middle -- (6046)	08 ^a	-	-	-	-	-	-	-	-	-	5	-	-	5	-	-	-	-	-		

**Table A1
Charter School Evaluation (2020-21) Individual School Results**

W/L	School Name/Number	Grade	English/Language Arts									Mathematics								
			Charter			Traditional			Effect Size of the Difference			Charter			Traditional			Effect Size of the Difference		
			n	Pre	Post	n	Pre	Post	d _{lower}	d	d _{upper}	n	Pre	Post	n	Pre	Post	d _{lower}	d	d _{upper}
6046	Somerset Academy Sunset Middle -- (6046)	ALL	97	-	-	97	-	-	-0.128	0.155	0.438	75	-	-	75	-	-	0.019	0.343	0.656
2012	Somerset Arts Academy -- (2012)	02	32	519.9	597.8	32	524.8	586.9	-0.190	0.303	0.796	32	517.5	554.4	32	524.3	563.1	-0.850	-0.356	0.138
2012	Somerset Arts Academy -- (2012)	03	24	574.5	311.2	24	567.6	301.6	-0.392	0.235	0.803	23	577.1	295.8	23	568.3	292.3	-0.521	0.057	0.635
2012	Somerset Arts Academy -- (2012)	04	19	602.2	309.8	19	601.6	309.8	-0.650	-0.014	0.622	19	604.4	305.1	19	597.6	309.1	-0.995	-0.354	0.287
2012	Somerset Arts Academy -- (2012)	05	26	304.7	323.5	26	302.3	320.7	-0.506	0.038	0.581	26	303.7	306.9	26	305.2	307.6	-0.608	-0.065	0.479
2012	Somerset Arts Academy -- (2012)	ALL	101	-	-	101	-	-	-0.118	0.158	0.435	100	-	-	100	-	-	-0.462	-0.184	0.095
5008	Somerset Gables Academy -- (5008)	02	29	532.3	619.8	29	524.5	616.8	-0.552	-0.037	0.477	30	529.8	603.5	30	529.0	602.6	-0.491	0.015	0.521
5008	Somerset Gables Academy -- (5008)	03	36	595.9	314.2	36	591.1	316.6	-0.703	-0.239	0.224	36	569.4	301.7	36	568.8	311.5	-1.035	-0.563	-0.092
5008	Somerset Gables Academy -- (5008)	04	34	627.0	323.2	34	628.6	330.0	-0.671	-0.195	0.282	34	608.2	318.1	34	606.1	323.5	-0.936	-0.455	0.027
5008	Somerset Gables Academy -- (5008)	05	53	315.3	338.2	53	313.5	330.7	-0.325	0.056	0.437	53	316.5	328.9	53	315.2	331.7	-0.617	-0.235	0.148
5008	Somerset Gables Academy -- (5008)	06	17	323.2	342.5	17	326.1	341.0	-0.300	0.379	1.057	17	321.6	326.5	17	324.4	324.8	-0.287	0.392	1.071
5008	Somerset Gables Academy -- (5008)	07	13	333.6	344.8	13	327.6	335.9	-0.592	0.179	0.949	13	326.8	334.5	13	333.8	338.2	-0.910	-0.140	0.630
5008	Somerset Gables Academy -- (5008)	08 ^a	9	-	-	9	-	-	-	-	-	9	-	-	9	-	-	-	-	-
5008	Somerset Gables Academy -- (5008)	ALL	182	-	-	182	-	-	-0.231	-0.026	0.180	183	-	-	183	-	-	-0.439	-0.232	-0.025
3033	Somerset Oaks Academy -- (3033)	02	19	505.4	580.7	19	512.5	590.6	-0.846	-0.209	0.429	19	526.5	563.6	19	533.0	560.3	-0.488	0.149	0.785
3033	Somerset Oaks Academy -- (3033)	03	15	590.3	302.4	15	576.8	301.0	-1.005	-0.285	0.435	15	597.3	303.6	15	584.4	287.4	-0.622	0.094	0.811
3033	Somerset Oaks Academy -- (3033)	04	28	586.1	299.3	28	589.4	302.7	-0.150	0.379	0.908	28	560.5	285.8	28	563.0	292.1	-0.964	-0.434	0.097
3033	Somerset Oaks Academy -- (3033)	05	42	304.8	318.5	42	301.5	315.0	-0.429	-0.001	0.426	41	297.5	299.3	41	299.3	298.0	-0.257	0.176	0.610
3033	Somerset Oaks Academy -- (3033)	06	28	312.0	322.6	28	311.8	321.5	-0.457	0.067	0.591	27	309.1	317.7	27	311.3	310.0	-0.491	0.043	0.576
3033	Somerset Oaks Academy -- (3033)	07	23	322.7	331.0	23	320.1	324.5	-0.245	0.338	0.920	24	314.1	324.0	24	315.1	319.3	-0.475	0.091	0.657
3033	Somerset Oaks Academy -- (3033)	08	33	326.5	339.2	33	326.0	332.2	0.096	0.589	1.083	19	322.4	324.3	19	317.3	318.3	-0.444	0.193	0.831
3033	Somerset Oaks Academy -- (3033)	08 ^a	-	-	-	-	-	-	-	-	-	13	341.8	515.2	13	340.2	499.2	-0.226	0.559	1.343
3033	Somerset Oaks Academy -- (3033)	ALL	188	-	-	188	-	-	-0.040	0.164	0.367	186	-	-	186	-	-	-0.131	0.073	0.277
5015	Somerset Palms Academy -- (5015)	02	9	-	-	9	-	-	-	-	-	9	-	-	9	-	-	-	-	-
5015	Somerset Palms Academy -- (5015)	03	11	571.7	310.3	11	581.6	305.4	-1.025	-0.187	0.651	11	571.5	311.5	11	562.1	299.7	-0.120	0.748	1.615
5015	Somerset Palms Academy -- (5015)	04	18	615.8	317.6	18	615.8	314.2	-0.393	0.264	0.920	18	607.8	313.8	18	607.4	316.4	-0.855	-0.200	0.455
5015	Somerset Palms Academy -- (5015)	05	9	-	-	9	-	-	-	-	-	9	-	-	9	-	-	-	-	-
5015	Somerset Palms Academy -- (5015)	06	24	313.7	330.0	24	313.6	325.8	-0.686	-0.120	0.446	24	315.9	323.0	24	317.5	313.8	-0.298	0.271	0.839
5015	Somerset Palms Academy -- (5015)	07	11	321.5	341.4	11	325.9	334.5	-0.037	0.838	1.713	11	314.4	333.5	11	316.5	323.8	-0.812	0.024	0.860
5015	Somerset Palms Academy -- (5015)	08 ^a	11	333.3	349.2	11	335.6	344.8	-0.188	0.673	1.535	11	322.2	489.0	11	327.9	486.0	-1.340	-0.491	0.359
5015	Somerset Palms Academy -- (5015)	ALL	75	-	-	75	-	-	-0.117	0.207	0.531	75	-	-	75	-	-	-0.248	0.075	0.398
0754	Somerset Preparatory Academy (Homestead) -- (0754)	02	22	503.7	605.9	22	503.8	587.6	-0.113	0.487	1.087	22	502.1	595.9	22	502.0	562.8	-0.474	0.118	0.709
0754	Somerset Preparatory Academy (Homestead) -- (0754)	03	20	573.8	296.1	20	564.6	302.1	-1.159	-0.528	0.103	20	549.8	285.8	20	551.2	292.8	-1.136	-0.506	0.124
0754	Somerset Preparatory Academy (Homestead) -- (0754)	04	15	602.1	307.7	15	608.2	318.5	-1.325	-0.593	0.139	15	574.2	302.5	15	574.7	311.5	-0.903	-0.186	0.532
0754	Somerset Preparatory Academy (Homestead) -- (0754)	05	17	304.6	318.7	17	310.5	326.4	-0.792	-0.119	0.554	16	304.9	315.6	16	307.6	311.1	-0.820	-0.126	0.568
0754	Somerset Preparatory Academy (Homestead) -- (0754)	ALL	74	-	-	74	-	-	-0.470	-0.143	0.184	73	-	-	73	-	-	-0.492	-0.166	0.160
7242	Somerset Preparatory Academy High (Homestead) -- (7242)	09 ^a	31	331.0	339.5	31	330.5	337.6	-0.519	-0.022	0.476	20	315.8	484.5	20	319.6	482.7	-0.508	0.112	0.732
7242	Somerset Preparatory Academy High (Homestead) -- (7242)	09 ^b	-	-	-	-	-	-	-	-	-	7	-	-	7	-	-	-	-	-
7242	Somerset Preparatory Academy High (Homestead) -- (7242)	10 ^b	12	337.0	351.2	12	339.8	350.7	-0.722	0.078	0.879	10	333.8	477.3	10	337.9	481.1	-0.858	0.018	0.895
7242	Somerset Preparatory Academy High (Homestead) -- (7242)	ALL	43	-	-	43	-	-	-0.416	0.006	0.429	30	-	-	30	-	-	-0.426	0.081	0.587
5002	Somerset Preparatory Academy Sunset -- (5002)	02	49	527.4	625.3	49	527.2	614.3	-0.054	0.345	0.744	49	538.5	610.6	49	531.4	604.3	-0.269	0.127	0.524
5002	Somerset Preparatory Academy Sunset -- (5002)	03	50	598.8	313.0	50	597.8	313.5	-0.384	0.008	0.400	50	591.0	315.4	50	593.8	306.7	-0.225	0.167	0.560
5002	Somerset Preparatory Academy Sunset -- (5002)	04	55	632.1	325.4	55	629.0	327.4	-0.358	0.015	0.389	55	629.3	334.0	55	623.6	323.5	-0.034	0.342	0.719
5002	Somerset Preparatory Academy Sunset -- (5002)	05	29	313.7	339.3	29	312.7	331.2	-0.343	0.173	0.689	29	308.3	332.1	29	310.2	320.4	-0.364	0.152	0.667
5002	Somerset Preparatory Academy Sunset -- (5002)	ALL	183	-	-	183	-	-	-0.080	0.126	0.331	183	-	-	183	-	-	0.001	0.206	0.412
6015	Sports Leadership and Management Charter -- (6015)	06	170	308.6	316.9	170	308.9	319.4	-0.376	-0.163	0.049	172	314.6	307.5	172	315.5	311.4	-0.358	-0.147	0.065
6015	Sports Leadership and Management Charter -- (6015)	07	224	321.0	325.6	224	319.7	327.5	-0.421	-0.236	-0.050	204	322.0	317.4	204	322.3	321.9	-0.532	-0.336	-0.141
6015	Sports Leadership and Management Charter -- (6015)	08	190	325.1	335.9	190	322.4	332.0	-0.066	0.135	0.337	121	312.3	325.9	121	308.5	319.2	-0.023	0.230	0.483
6015	Sports Leadership and Management Charter -- (6015)	08 ^a	-	-	-	-	-	-	-	-	-	63	338.8	491.1	63	335.2	491.3	-0.583	-0.233	0.118
6015	Sports Leadership and Management Charter -- (6015)	ALL	584	-	-	584	-	-	-0.209	-0.094	0.021	560	-	-	560	-	-	-0.261	-0.144	-0.026
6024	Sports Leadership And Management North -- (6024)	06	68	308.3	318.9	68	310.3	324.7	-0.423	-0.087	0.249	67	313.1	304.6	67	314.7	313.5	-0.553	-0.214	0.126
6024	Sports Leadership And Management North -- (6024)	07	90	321.0	326.7	90	317.2	325.7	-0.295	-0.003	0.289	90	324.7	319.7	90	320.0	318.8	-0.290	0.003	0.295
6024	Sports Leadership And Management North -- (6024)	08	107	323.5	334.4	107	322.4	330.8	-0.052	0.217	0.486	55	312.0	319.3	55	310.1	313.7	-0.124	0.251	0.626

**Table A1
Charter School Evaluation (2020-21) Individual School Results**

W/L	School Name/Number	Grade	English/Language Arts									Mathematics										
			Charter			Traditional			Effect Size of the Difference			Charter			Traditional			Effect Size of the Difference				
			n	Pre	Post	n	Pre	Post	d _{lower}	d	d _{upper}	n	Pre	Post	n	Pre	Post	d _{lower}	d	d _{upper}		
6024	Sports Leadership And Management North -- (6024)	08 ^a	-	-	-	-	-	-	-	-	-	-	-	50	332.6	485.8	50	334.2	490.8	-0.570	-0.177	0.216
6024	Sports Leadership And Management North -- (6024)	ALL	265	-	-	265	-	-	-	-0.107	0.064	0.234	262	-	-	262	-	-	-	-0.207	-0.095	0.137
7016	Sports Leadership of Miami Charter -- (7016)	09 ^a	196	330.6	337.6	196	328.9	336.6	-0.222	-0.024	0.174	98	327.5	483.5	98	321.9	481.1	-0.388	-0.108	0.172		
7016	Sports Leadership of Miami Charter -- (7016)	09 ^b	-	-	-	-	-	-	-	-	-	-	46	344.1	488.9	46	342.0	495.8	-0.909	-0.494	-0.079	
7016	Sports Leadership of Miami Charter -- (7016)	10 ^b	122	335.5	345.9	122	334.8	346.9	-0.381	-0.129	0.122	43	344.1	487.3	43	338.1	489.3	-0.507	-0.084	0.339		
7016	Sports Leadership of Miami Charter -- (7016)	ALL	318	-	-	318	-	-	-	-0.220	-0.064	0.091	187	-	-	187	-	-	-	-0.399	-0.195	0.008
7015	Stellar Leadership Academy -- (7015)	09	1	-	-	1	-	-	-	-	-	-	-	-	-	-	-	-	-	-	-	-
7015	Stellar Leadership Academy -- (7015)	10	1	-	-	1	-	-	-	-	-	-	-	-	-	-	-	-	-	-	-	-
0072	Summerville Advantage Academy -- (0072)	02	54	475.1	571.7	54	476.7	581.3	-0.591	-0.213	0.165	54	474.8	558.2	54	483.4	556.2	-0.342	0.035	0.412		
0072	Summerville Advantage Academy -- (0072)	03	65	535.1	291.7	65	539.9	293.8	-0.383	-0.039	0.304	65	535.5	288.1	65	539.8	289.2	-0.330	0.014	0.357		
0072	Summerville Advantage Academy -- (0072)	04	65	599.1	304.7	65	599.3	309.6	-0.683	-0.337	0.010	63	581.9	298.4	63	584.7	302.3	-0.546	-0.196	0.154		
0072	Summerville Advantage Academy -- (0072)	05	55	300.9	316.0	55	302.3	317.2	-0.374	0.000	0.374	56	295.9	307.6	56	299.3	307.5	0.008	0.382	0.755		
0072	Summerville Advantage Academy -- (0072)	ALL	239	-	-	239	-	-	-	-0.329	-0.150	0.030	238	-	-	238	-	-	-	-0.132	0.048	0.229
6018	The Seed School of Miami -- (6018)	06	25	309.8	317.1	25	309.7	319.8	-0.294	0.263	0.819	29	315.1	296.1	29	317.3	307.7	-0.638	-0.123	0.393		
6018	The Seed School of Miami -- (6018)	07	25	315.1	319.0	25	313.9	318.8	-0.621	-0.067	0.488	26	318.9	312.1	26	317.0	315.7	-0.928	-0.379	0.169		
6018	The Seed School of Miami -- (6018)	08	30	315.8	326.1	30	314.3	325.3	-0.534	-0.028	0.478	31	310.1	318.4	31	305.3	313.2	-0.372	0.126	0.625		
6018	The Seed School of Miami -- (6018)	09 ^a	46	320.4	323.9	46	321.3	322.2	-0.233	0.176	0.586	42	319.1	472.2	42	315.7	470.5	-0.517	-0.089	0.339		
6018	The Seed School of Miami -- (6018)	10 ^b	17	322.8	332.2	17	323.2	326.0	-0.166	0.518	1.202	13	321.0	474.4	13	323.0	457.7	-0.070	0.726	1.521		
6018	The Seed School of Miami -- (6018)	ALL	143	-	-	143	-	-	-	-0.088	0.145	0.377	141	-	-	141	-	-	-	-0.265	-0.030	0.204
1000	True North Classical Academy -- (1000)	02	38	564.8	626.3	38	549.9	639.6	-0.539	-0.089	0.361	38	548.9	630.0	38	542.6	621.6	-0.313	0.137	0.587		
1000	True North Classical Academy -- (1000)	03	41	610.2	323.8	41	607.1	319.2	-0.375	0.058	0.491	41	589.4	322.2	41	586.4	310.7	0.150	0.592	1.035		
1000	True North Classical Academy -- (1000)	04	42	635.9	334.3	42	637.6	330.3	-0.276	0.152	0.580	42	643.0	337.5	42	633.7	332.9	-0.216	0.213	0.642		
1000	True North Classical Academy -- (1000)	05	40	322.1	342.8	40	318.6	341.2	-0.480	-0.042	0.397	41	321.4	339.0	41	317.9	339.0	-0.596	-0.162	0.272		
1000	True North Classical Academy -- (1000)	06	76	335.2	350.9	76	334.0	348.1	-0.165	0.154	0.472	76	338.3	349.1	76	336.3	342.0	-0.193	0.125	0.443		
1000	True North Classical Academy -- (1000)	07	62	341.4	352.8	62	343.0	352.7	-0.283	0.069	0.421	42	337.6	349.5	42	337.2	343.2	-0.370	0.058	0.486		
1000	True North Classical Academy -- (1000)	08	57	344.1	354.1	57	346.1	357.4	-0.372	-0.005	0.362	16	327.2	356.1	16	328.3	333.8	-0.385	0.313	1.010		
1000	True North Classical Academy -- (1000)	08 ^a	-	-	-	-	-	-	-	-	-	-	19	344.2	526.4	19	343.2	516.1	-0.682	-0.046	0.590	
1000	True North Classical Academy -- (1000)	ALL	356	-	-	356	-	-	-	-0.093	0.054	0.201	315	-	-	315	-	-	-	-0.007	0.149	0.306
7039	True North Classical Academy -- (7039)	09 ^a	60	345.4	352.4	60	349.5	356.2	-0.633	-0.274	0.086	12	322.6	502.3	12	327.7	475.0	-0.820	-0.020	0.780		
7039	True North Classical Academy -- (7039)	09 ^b	-	-	-	-	-	-	-	-	-	-	33	354.2	523.9	33	353.6	516.7	-0.322	0.162	0.645	
7039	True North Classical Academy -- (7039)	10 ^b	60	358.1	362.6	60	358.2	365.3	-0.619	-0.260	0.100	12	342.3	508.4	12	348.2	496.7	-0.075	0.755	1.586		
7039	True North Classical Academy -- (7039)	ALL	120	-	-	120	-	-	-	-0.521	-0.267	-0.013	57	-	-	57	-	-	-	-0.130	0.241	0.611
1002	True North Classical Academy South -- (1002)	02	37	581.7	646.5	37	572.6	634.3	-0.503	-0.047	0.408	37	559.4	627.0	37	547.8	630.0	-0.674	-0.217	0.241		
1002	True North Classical Academy South -- (1002)	03	36	612.8	320.1	36	610.4	317.4	-0.289	0.174	0.637	36	582.1	317.7	36	581.4	315.0	-0.291	0.172	0.635		
1002	True North Classical Academy South -- (1002)	ALL	73	-	-	73	-	-	-	-0.263	0.062	0.386	73	-	-	73	-	-	-	-0.350	-0.025	0.301
1020	Youth Co-op Charter School -- (1020)	02	44	504.9	589.9	44	501.5	605.6	-0.964	-0.538	-0.112	44	507.4	569.2	44	508.9	580.7	-0.811	-0.389	0.032		
1020	Youth Co-op Charter School -- (1020)	03	52	562.4	299.7	52	562.4	301.5	-0.513	-0.129	0.256	52	557.5	281.1	52	560.1	300.5	-0.926	-0.535	-0.144		
1020	Youth Co-op Charter School -- (1020)	04	80	594.6	305.9	80	596.0	313.6	-0.477	-0.166	0.144	81	580.3	295.2	81	583.3	307.5	-0.572	-0.263	0.046		
1020	Youth Co-op Charter School -- (1020)	05	90	311.3	325.3	90	310.3	324.4	-0.285	0.008	0.300	90	313.2	314.6	90	311.9	319.9	-0.743	-0.448	-0.152		
1020	Youth Co-op Charter School -- (1020)	06	62	313.2	324.1	62	314.4	326.5	-0.459	-0.106	0.246	62	317.9	320.3	62	319.0	318.0	-0.154	0.199	0.552		
1020	Youth Co-op Charter School -- (1020)	07	80	324.1	333.2	80	324.2	331.9	-0.199	0.111	0.422	72	318.0	321.5	72	316.6	322.5	-0.493	-0.166	0.162		
1020	Youth Co-op Charter School -- (1020)	08	73	329.8	340.7	73	330.4	339.1	-0.140	0.186	0.511	57	324.6	321.1	57	322.0	325.8	-0.799	-0.428	-0.057		
1020	Youth Co-op Charter School -- (1020)	08 ^a	-	-	-	-	-	-	-	-	-	-	6	-	-	6	-	-	-	-	-	-
1020	Youth Co-op Charter School -- (1020)	ALL	481	-	-	481	-	-	-	-0.182	-0.055	0.072	458	-	-	458	-	-	-	-0.414	-0.283	-0.152
7070	Youth Co-op Preparatory High School -- (7070)	09 ^a	43	334.3	340.6	43	336.8	346.7	-0.791	-0.364	0.062	36	326.7	483.6	36	325.2	480.8	-0.367	0.096	0.558		
7070	Youth Co-op Preparatory High School -- (7070)	10 ^b	55	342.3	355.9	55	342.3	349.5	0.116	0.496	0.876	37	327.0	469.8	37	328.2	472.3	-0.536	-0.080	0.376		
7070	Youth Co-op Preparatory High School -- (7070)	ALL	98	-	-	98	-	-	-	-0.168	0.116	0.399	73	-	-	73	-	-	-	-0.318	0.007	0.331

Appendix B

List of the Schools that did not Meet the Inclusion Criteria at any Grade/Subject Area

Table B-1 lists the school numbers and names of each of the schools that did not meet the inclusion criteria at any grade/subject area.

Table B-1
Charter Schools that did not Meet the Criteria
for Inclusion in the Evaluation

School Number	School Name
4242	Academir Charter Math & Science
7043	Arts Academy of Excellence
7062	C.G. Bethel High School
7065	Chambers High School
4070	Early Beginnings Academy
7067	Green Springs High School
6017	International Studies Virtual
6997	Mater Virtual Academy Middle/High
7068	North Gardens High School
7069	North Park High School
6057	Phoenix Academy of Excellence North
6016	Somerset Virtual Academy
1070	South Florida Autism Charter
7015	Stellar Leadership Academy